

Secretary's Statistical Report - Third Quarter 2024

North American Division


My Report 11/06/2024

							Members Added During Period					Members Subtracted During Period							
Code	Organization	Churches	Companies	Church Attendance Second Sabbath Count	Church Attendance Seventh Sabbath Count	Church Membership at Beginning of Period	Baptisms	Former Members' Baptisms	Professions of Faith	Letters Received	Adjustments	Letters Granted	Deaths	Dropped	Missing	Adjustments	Church Membership at End of Period	Sabbath School Attendance Second Sabbath Count	Sabbath School Attendance Seventh Sabbath Count
NAD-I	North American Division (Internal)	1	0	0	0	31	0	0	0	0	0	0	0	0	0	0	31	0	0
ATUC	Atlantic Union Conference	620	96	22,336	24,404	135,899	1,486	0	225	456	9	516	162	165	11	17	137,204	9,203	10,515
SCIC	Canada, SDA Church in	397	80	9,691	11,361	77,476	447	0	111	440	3	352	118	22	6	9	77,970	3,124	3,747
COUC	Columbia Union Conference	770	99	24,706	22,323	153,879	1,266	0	256	681	90	759	142	46	0	6	155,219	9,473	7,745
LKUC	Lake Union Conference	504	63	14,647	16,991	89,806	463	0	195	499	14	489	157	29	14	1	90,287	6,233	6,815
MAUC	Mid-America Union Conference	461	65	10,956	10,930	66,057	363	0	104	405	12	409	103	22	15	3	66,389	4,631	4,810
NPUC	North Pacific Union Conference	457	0	0	0	0	0	0	0	0	0	0	0	0	0	0	0	0	0
PAUC	Pacific Union Conference	727	98	33,074	30,985	219,478	1,273	0	240	1,397	0	1,430	349	74	-69	65	220,539	10,650	10,436
NSUC	Southern Union Conference	1,213	211	44,654	46,811	290,251	2,587	0	812	2,196	23	1,685	381	118	267	54	293,364	14,270	15,447
SWUC	Southwestern Union Conference	601	112	22,708	24,349	126,864	893	0	156	755	1	646	161	72	102	14	127,674	7,396	7,012
GUMM	Guam-Micronesia Mission	38	24	784	796	5,566	41	0	1	4	13	8	5	30	-1	0	5,583	434	496
Total:		5,789	848	183,556	188,950	1,165,307	8,819	0	2,100	6,833	165	6,294	1,578	578	345	169	1,174,260	65,414	67,023

Secretary's Statistical Report by Country - Third Quarter 2024

North American Division (Internal)

My Report 10/22/2024

Country	Members Added During Period					Members Subtracted During Period												
	Churches	Companies	Church Attendance Second Sabbath Count	Church Attendance Seventh Sabbath Count	Church Membership at Beginning of Period	Baptisms	Former Members' Baptisms	Professions of Faith	Letters Received	Adjustments	Letters Granted	Deaths	Dropped	Missing	Adjustments	Church Membership at End of Period	Sabbath School Attendance Second Sabbath Count	Sabbath School Attendance Seventh Sabbath Count
 United States	1	0	0	0	31	0	0	0	0	0	0	0	0	0	0	31	0	0
Total:	1	0	0	0	31	0	0	0	0	0	0	0	0	0	0	31	0	0

Secretary's Statistical Report - Third Quarter 2024

Atlantic Union Conference

My Report 11/06/2024

							Members Added During Period					Members Subtracted During Period							
Code	Organization	Churches	Companies	Church Attendance Second Sabbath Count	Church Attendance Seventh Sabbath Count	Church Membership at Beginning of Period	Baptisms	Former Members' Baptisms	Professions of Faith	Letters Received	Adjustments	Letters Granted	Deaths	Dropped	Missing	Adjustments	Church Membership at End of Period	Sabbath School Attendance Second Sabbath Count	Sabbath School Attendance Seventh Sabbath Count
BERC	Bermuda Conference	11	1	805	0	3,872	14	0	0	3	0	5	16	3	0	0	3,865	335	0
GNYC	Greater New York Conference	165	33	7,220	7,299	34,790	527	0	86	148	0	163	44	9	4	11	35,320	3,250	3,529
NYKC	New York Conference	66	3	1,311	1,205	6,236	91	0	17	21	0	18	7	82	0	1	6,257	900	721
ANEC	Northeastern Conference	184	30	7,196	6,415	64,043	544	0	47	104	0	150	60	3	9	4	64,512	1,821	1,964
NNEC	Northern New England Conference	59	6	1,077	760	5,472	28	0	2	37	0	35	20	1	0	1	5,482	660	500
SNEC	Southern New England Conference	135	23	4,727	8,725	21,486	282	0	73	143	9	145	15	67	-2	0	21,768	2,237	3,801
Total:		620	96	22,336	24,404	135,899	1,486	0	225	456	9	516	162	165	11	17	137,204	9,203	10,515

Secretary's Statistical Report - Third Quarter 2024

Canada, SDA Church in

My Report 11/06/2024

							Members Added During Period					Members Subtracted During Period							
Code	Organization	Churches	Companies	Church Attendance Second Sabbath Count	Church Attendance Seventh Sabbath Count	Church Membership at Beginning of Period	Baptisms	Former Members' Baptisms	Professions of Faith	Letters Received	Adjustments	Letters Granted	Deaths	Dropped	Missing	Adjustments	Church Membership at End of Period	Sabbath School Attendance Second Sabbath Count	Sabbath School Attendance Seventh Sabbath Count
ALBC	Alberta Conference	68	16	727	1,666	12,896	83	0	12	102	0	75	13	3	9	3	12,990	137	249
BCOC	British Columbia Conference	81	18	3,470	3,271	11,017	58	0	20	125	3	114	20	7	-3	0	11,085	1,273	1,206
MSKC	Manitoba-Saskatchewan Conference	35	3	315	809	4,190	19	0	0	28	0	15	3	0	0	0	4,219	115	223
MRTC	Maritime Conference of the Seventh-day Adventist Church, Inc.	27	2	1,039	1,079	1,959	11	0	2	12	0	8	9	0	1	0	1,966	555	570
ONTC	Ontario Conference	134	26	2,552	2,408	37,180	228	0	68	135	0	113	65	7	0	5	37,421	487	409
QUBC	Quebec Conference	44	12	1,588	2,128	9,716	43	0	9	38	0	27	8	5	-1	1	9,766	557	1,090
NWFL	SDA Church in Newfoundland and Labrador	8	3	0	0	518	5	0	0	0	0	0	0	0	0	0	523	0	0
Total:		397	80	9,691	11,361	77,476	447	0	111	440	3	352	118	22	6	9	77,970	3,124	3,747

Secretary's Statistical Report - Third Quarter 2024

Columbia Union Conference






My Report 11/06/2024

							Members Added During Period					Members Subtracted During Period							
Code	Organization	Churches	Companies	Church Attendance Second Sabbath Count	Church Attendance Seventh Sabbath Count	Church Membership at Beginning of Period	Baptisms	Former Members' Baptisms	Professions of Faith	Letters Received	Adjustments	Letters Granted	Deaths	Dropped	Missing	Adjustments	Church Membership at End of Period	Sabbath School Attendance Second Sabbath Count	Sabbath School Attendance Seventh Sabbath Count
ALEC	Allegheny East Conference	142	32	2,500	2,311	33,405	223	0	64	96	90	104	29	2	-1	0	33,744	804	639
ALWC	Allegheny West Conference	58	11	1,661	1,587	11,811	81	0	14	18	0	22	3	3	-2	3	11,895	984	854
CHSC	Chesapeake Conference	72	13	1,662	2,474	18,071	136	0	25	101	0	71	13	4	0	0	18,245	446	1,068
MTVC	Mountain View Conference	33	3	815	758	2,470	14	0	0	7	0	21	5	1	0	0	2,464	511	521
NJRC	New Jersey Conference of Seventh-day Adventists, Inc.	97	10	3,341	2,034	19,446	226	0	17	67	0	76	8	5	0	2	19,665	1,564	685
OHIC	Ohio Conference	107	6	2,265	1,818	15,011	201	0	63	96	0	182	31	7	1	0	15,150	812	577
PNAC	Pennsylvania Conference	109	5	3,845	3,382	13,907	109	0	21	59	0	54	17	7	-1	0	14,019	1,768	1,084
POTC	Potomac Conference	152	19	8,617	7,959	39,758	276	0	52	237	0	229	36	17	3	1	40,037	2,584	2,317
Total:		770	99	24,706	22,323	153,879	1,266	0	256	681	90	759	142	46	0	6	155,219	9,473	7,745

Secretary's Statistical Report by Country - Third Quarter 2024

Guam-Micronesia Mission

My Report 11/06/2024

Country	Churches	Companies	Church Attendance Second Sabbath Count	Church Attendance Seventh Sabbath Count	Church Membership at Beginning of Period	Members Added During Period					Members Subtracted During Period					Church Membership at End of Period	Sabbath School Attendance Second Sabbath Count	Sabbath School Attendance Seventh Sabbath Count	
						Baptisms	Former Members' Baptisms	Professions of Faith	Letters Received	Adjustments	Letters Granted	Deaths	Dropped	Missing	Adjustments				
 Micronesia	7	1	0	0	1,637	0	0	0	0	0	0	0	0	0	0	0	1,637	0	0
 Guam	23	13	784	796	1,456	41	0	1	4	13	8	5	30	-1	0	0	1,473	434	496
 Marshall Islands	3	5	0	0	1,092	0	0	0	0	0	0	0	0	0	0	0	1,092	0	0
 Northern Mariana Islands	1	3	0	0	334	0	0	0	0	0	0	0	0	0	0	0	334	0	0
 Palau	4	2	0	0	1,047	0	0	0	0	0	0	0	0	0	0	0	1,047	0	0
Total:	38	24	784	796	5,566	41	0	1	4	13	8	5	30	-1	0	0	5,583	434	496

Secretary's Statistical Report - Third Quarter 2024

Lake Union Conference

My Report 11/06/2024

							Members Added During Period					Members Subtracted During Period							
Code	Organization	Churches	Companies	Church Attendance Second Sabbath Count	Church Attendance Seventh Sabbath Count	Church Membership at Beginning of Period	Baptisms	Former Members' Baptisms	Professions of Faith	Letters Received	Adjustments	Letters Granted	Deaths	Dropped	Missing	Adjustments	Church Membership at End of Period	Sabbath School Attendance Second Sabbath Count	Sabbath School Attendance Seventh Sabbath Count
ILNC	Illinois Conference	101	12	2,395	2,587	13,885	50	0	27	31	1	41	11	1	0	0	13,941	102	99
INDC	Indiana Conference	74	8	2,648	3,309	9,788	112	0	137	277	0	270	14	2	0	0	10,028	1,282	1,462
LKRC	Lake Region Conference	102	9	85	54	31,473	132	0	13	17	0	16	46	11	1	1	31,560	26	27
MICC	Michigan Conference	163	22	7,265	8,563	26,754	123	0	12	137	12	120	71	15	13	0	26,819	3,394	3,559
WISC	Wisconsin Conference	64	12	2,254	2,478	7,906	46	0	6	37	1	42	15	0	0	0	7,939	1,429	1,668
Total:		504	63	14,647	16,991	89,806	463	0	195	499	14	489	157	29	14	1	90,287	6,233	6,815

Secretary's Statistical Report - Third Quarter 2024

Mid-America Union Conference

My Report 11/06/2024

							Members Added During Period					Members Subtracted During Period							
Code	Organization	Churches	Companies	Church Attendance Second Sabbath Count	Church Attendance Seventh Sabbath Count	Church Membership at Beginning of Period	Baptisms	Former Members' Baptisms	Professions of Faith	Letters Received	Adjustments	Letters Granted	Deaths	Dropped	Missing	Adjustments	Church Membership at End of Period	Sabbath School Attendance Second Sabbath Count	Sabbath School Attendance Seventh Sabbath Count
CSTC	Central States Conference	38	18	988	960	9,437	17	0	31	42	9	56	7	0	0	0	9,473	183	133
DAKC	Dakota Conference	42	3	560	477	3,843	35	0	4	17	0	16	12	7	0	1	3,863	381	383
IWMC	Iowa-Missouri Conference	104	17	2,669	2,936	12,158	72	0	15	167	0	154	29	-3	18	0	12,214	1,633	1,782
KSNC	Kansas-Nebraska Conference	94	4	145	221	11,959	52	0	7	84	0	69	13	2	-1	0	12,019	24	42
MINC	Minnesota Conference	80	12	3,458	3,301	11,517	127	0	34	22	0	34	21	11	-1	2	11,633	787	826
RMTC	Rocky Mountain Conference	103	11	3,136	3,035	17,143	60	0	13	73	3	80	21	5	-1	0	17,187	1,623	1,644
Total:		461	65	10,956	10,930	66,057	363	0	104	405	12	409	103	22	15	3	66,389	4,631	4,810

Secretary's Statistical Report - Third Quarter 2024

North Pacific Union Conference

My Report 11/06/2024

							Members Added During Period					Members Subtracted During Period							
Code	Organization	Churches	Companies	Church Attendance Second Sabbath Count	Church Attendance Seventh Sabbath Count	Church Membership at Beginning of Period	Baptisms	Former Members' Baptisms	Professions of Faith	Letters Received	Adjustments	Letters Granted	Deaths	Dropped	Missing	Adjustments	Church Membership at End of Period	Sabbath School Attendance Second Sabbath Count	Sabbath School Attendance Seventh Sabbath Count
ALAC	Alaska Conference	29	5	608	576	3,817	24	0	14	9	0	8	5	1	31	0	3,819	17	35
IDHC	Idaho Conference of Seventh-day Adventists, Inc.	44	6	1,156	554	7,258	42	0	6	41	0	35	22	3	58	2	7,227	0	0
MNTC	Montana Conference	35	6	185	279	4,132	30	0	7	26	0	24	23	2	0	3	4,143	10	53
ORGC	Oregon Conference	139	12	6,447	5,115	36,708	141	0	21	168	0	141	88	13	14	7	36,775	164	8
UCLC	Upper Columbia Conference	114	8	7,025	6,115	27,368	93	0	10	146	0	120	84	14	-19	0	27,418	176	164
WSHC	Washington Conference	96	14	6,281	5,827	23,982	118	0	29	145	0	146	30	9	-7	5	24,091	189	196
Total:		457	51	21,702	18,466	103,265	448	0	87	535	0	474	252	42	77	17	103,473	556	456

Secretary's Statistical Report - Third Quarter 2024

Pacific Union Conference

My Report 11/06/2024

							Members Added During Period					Members Subtracted During Period							
Code	Organization	Churches	Companies	Church Attendance Second Sabbath Count	Church Attendance Seventh Sabbath Count	Church Membership at Beginning of Period	Baptisms	Former Members' Baptisms	Professions of Faith	Letters Received	Adjustments	Letters Granted	Deaths	Dropped	Missing	Adjustments	Church Membership at End of Period	Sabbath School Attendance Second Sabbath Count	Sabbath School Attendance Seventh Sabbath Count
ARZC	Arizona Conference	79	16	3,382	3,195	21,204	106	0	36	118	0	105	31	15	12	3	21,298	1,827	1,682
CCAC	Central California Conference of SDA	132	21	3,336	6,049	33,390	190	0	9	191	0	183	59	5	-8	9	33,532	1,943	3,210
HWIC	Hawaii Conference	30	2	1,531	1,829	6,284	27	0	1	17	0	28	19	0	-4	0	6,286	469	635
NVUC	Nevada-Utah Conference	49	6	1,566	1,631	11,160	36	0	16	51	0	55	14	3	-45	14	11,222	521	410
NCAC	Northern California Conference of Seventh-day Adventists	151	15	8,322	8,254	40,950	284	0	75	246	0	274	73	19	0	5	41,184	1,221	1,125
SECC	Southeastern California Conference	152	12	7,762	7,231	68,478	281	0	51	316	0	312	93	10	-29	30	68,710	2,203	2,779
SCAC	Southern California Conference	134	26	7,175	2,796	38,012	349	0	52	458	0	473	60	22	5	4	38,307	2,466	595
Total:		727	98	33,074	30,985	219,478	1,273	0	240	1,397	0	1,430	349	74	-69	65	220,539	10,650	10,436

Secretary's Statistical Report - Third Quarter 2024

Southern Union Conference

My Report 11/06/2024

							Members Added During Period					Members Subtracted During Period							
Code	Organization	Churches	Companies	Church Attendance Second Sabbath Count	Church Attendance Seventh Sabbath Count	Church Membership at Beginning of Period	Baptisms	Former Members' Baptisms	Professions of Faith	Letters Received	Adjustments	Letters Granted	Deaths	Dropped	Missing	Adjustments	Church Membership at End of Period	Sabbath School Attendance Second Sabbath Count	Sabbath School Attendance Seventh Sabbath Count
CRLC	Carolina Conference	145	37	8,893	8,524	26,769	215	0	71	213	0	145	51	6	8	5	27,053	4,178	4,348
FLRC	Florida Conference	229	56	20,373	22,010	72,014	565	0	282	841	0	684	113	21	220	16	72,648	5,206	6,496
GCMC	Georgia-Cumberland Conference	185	38	1,962	2,149	47,037	331	0	87	451	0	289	63	29	10	4	47,511	27	38
GSTC	Gulf States Conference	90	13	3,115	3,257	12,801	92	0	33	198	0	76	19	23	6	0	13,000	1,221	1,051
KTNC	Kentucky-Tennessee Conference	108	15	1,814	1,696	17,256	77	0	26	99	0	139	20	1	-1	1	17,298	194	208
SALC	South Atlantic Conference	153	27	5,473	5,602	37,149	442	0	56	106	0	78	45	30	32	19	37,549	2,178	2,043
SSCC	South Central Conference	145	9	2,369	2,816	29,461	261	0	52	167	23	96	19	1	0	0	29,848	1,006	1,021
SSEC	Southeastern Conference	158	16	655	757	47,764	604	0	205	121	0	178	51	7	-8	9	48,457	260	242
Total:		1,213	211	44,654	46,811	290,251	2,587	0	812	2,196	23	1,685	381	118	267	54	293,364	14,270	15,447

Secretary's Statistical Report - Third Quarter 2024

Southwestern Union Conference

My Report 11/06/2024

							Members Added During Period					Members Subtracted During Period							
Code	Organization	Churches	Companies	Church Attendance Second Sabbath Count	Church Attendance Seventh Sabbath Count	Church Membership at Beginning of Period	Baptisms	Former Members' Baptisms	Professions of Faith	Letters Received	Adjustments	Letters Granted	Deaths	Dropped	Missing	Adjustments	Church Membership at End of Period	Sabbath School Attendance Second Sabbath Count	Sabbath School Attendance Seventh Sabbath Count
ARLC	Arkansas-Louisiana Conference	96	13	4,863	4,976	13,981	86	0	36	70	1	84	26	6	-2	0	14,060	2,921	2,789
OKLC	Oklahoma Conference	78	4	1,913	2,837	9,273	51	0	24	57	0	47	11	24	6	2	9,315	1,200	1,460
SWRC	Southwest Region Conference	95	20	6,082	6,206	22,637	247	0	19	126	0	80	23	5	12	0	22,909	1,238	987
TXSC	Texas Conference	258	71	6,607	7,048	68,776	443	0	57	482	0	407	73	33	91	11	69,143	215	173
TXCC	Texico Conference	74	4	3,243	3,282	12,197	66	0	20	20	0	28	28	4	-5	1	12,247	1,822	1,603
Total:		601	112	22,708	24,349	126,864	893	0	156	755	1	646	161	72	102	14	127,674	7,396	7,012