

NAD Finances Explained

The background of the slide features two hands reaching towards each other against a sky with clouds. One hand is positioned higher and further to the right, while the other is lower and further to the left. The hands are rendered with a slight transparency, allowing the sky and clouds to be seen through them. The sky transitions from a bright blue at the top to a warm yellow and orange glow at the bottom, suggesting a sunrise or sunset. The overall composition is centered and balanced, with the hands appearing to be in a gesture of support or collaboration.

Use of Funds in 2014

***THE GRAND
COLLABORATION***

Presented by Mike Jamieson
NAD Year-end Meeting
Oct. 29 to Nov. 4, 2015

Important Facts About this Report:

- **Meant to help understand how NAD handles the funds entrusted to it —based on only 3 functions: Tithe, Non-Tithe, and Projects. (appropriations and transfers are combined/netted in a practical way hoping to make it easier to understand while remaining totally transparent).**
- **Though from our audited statement, this is not meant to be a complete audited picture-it is important to go to the audited statement for that.**



THE GRAND COLLABORATION

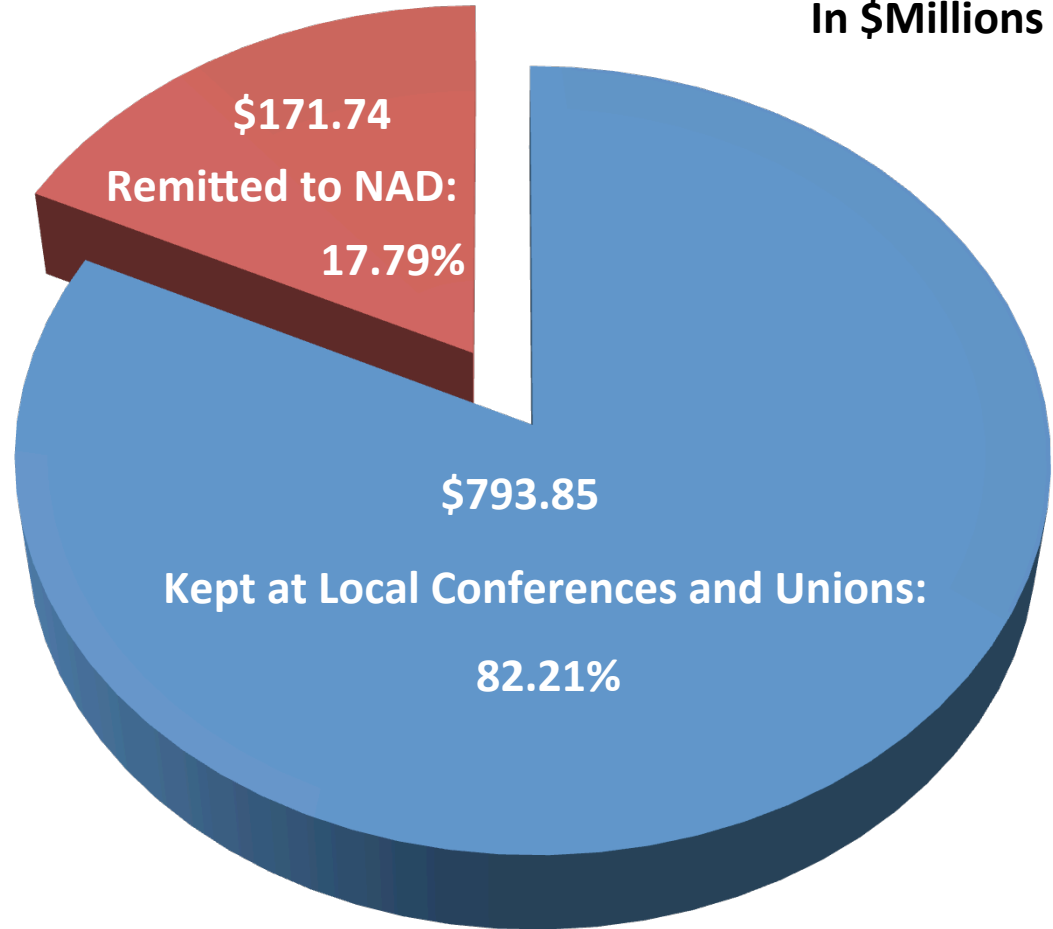
NAD Year End Meetings, Oct. 29 to Nov. 4, 2015

2014 North American Division Tithe: \$965.59 million

In \$Millions

How Tithe Received:

Direct-ACM	\$0.12
From Conf.	\$154.63
From Unions	\$ 8.68
Special Assist.	<u>\$ 8.31</u>
Total	\$171.74



THE GRAND COLLABORATION

NAD Year End Meetings, Oct. 29 to Nov. 4, 2015

North American Division Use of Funds:

Tithe Income		\$171,735,797
Sent on to GC	\$67,652,689	
Tithe Exchange—(See Non-Tithe Graph Later)	\$31,370,658	
Evangelism Reversion	\$13,967,011	
Special Assistance	\$10,000,008	
Adventist Media Center	\$6,095,176	
Auditing Services	\$4,481,032	
Seminary--Min/Bus/Commun./ITS Interns	\$3,747,638	
Retirement-(Defined Benefit Plan Extra Appr.)	\$5,575,081	
NADEI/AIM	<u>\$1,678,315</u>	<u>\$144,567,608</u>
Left for North American Division Use		<u><u>\$27,168,189</u></u>

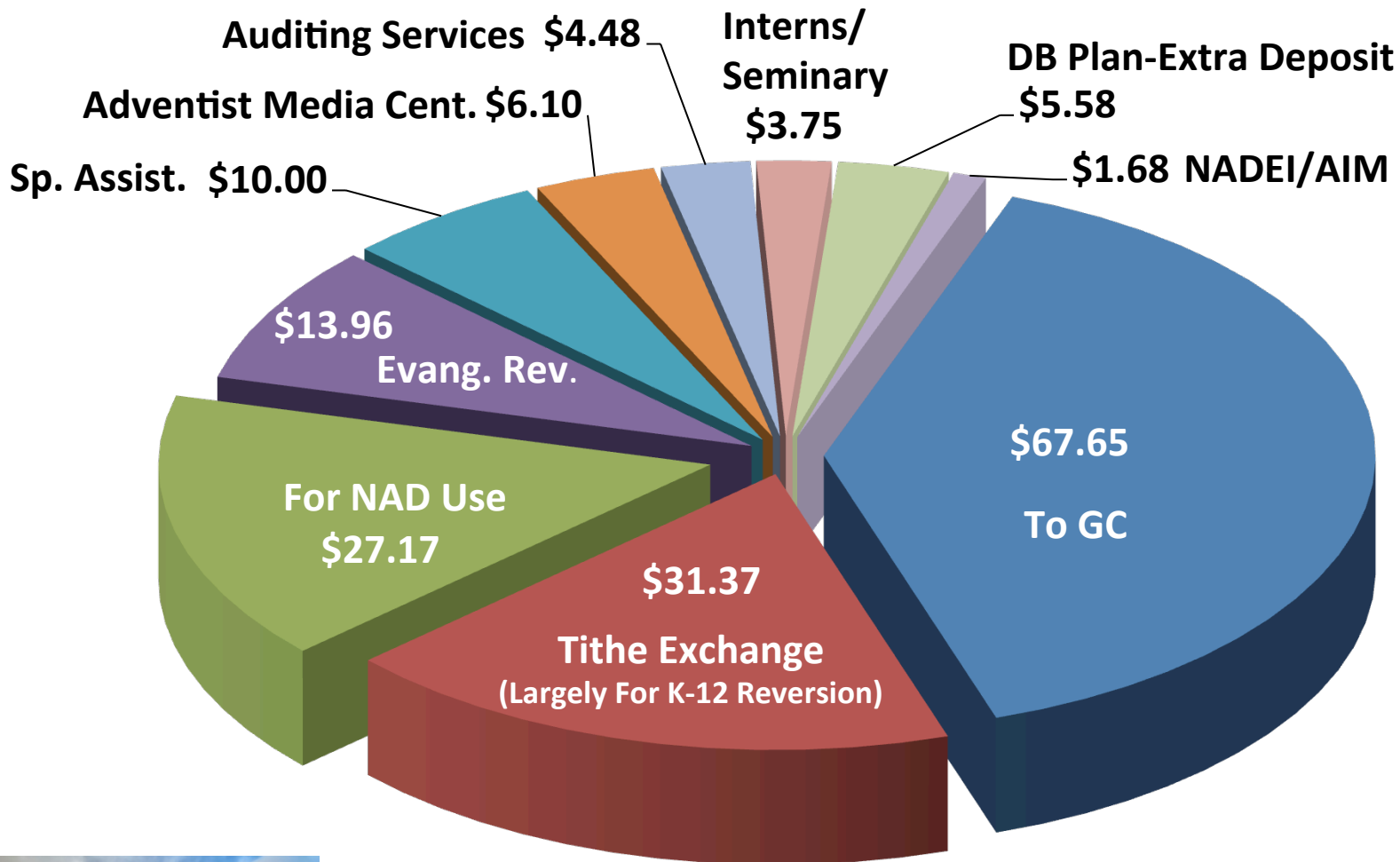
This \$27.17 million is 2.81% of the \$965.59 gross Tithe
(2.81 cents per tithe dollar)



THE GRAND COLLABORATION

NAD Year End Meetings, Oct. 29 to Nov. 4, 2015

NAD 2014 Distribution of the \$171.74 Million Remitted:



In \$Millions



THE GRAND COLLABORATION

NAD Year End Meetings, Oct. 29 to Nov. 4, 2015

How We Appropriated \$27.17M NAD Pie Slice:

All Admin. Functions/Expenses	\$17,185,634
Strategic Initiatives-Building Blocks	\$1,600,000
Projects-(Broken out later)	\$1,545,182
Evangelism	\$1,525,243
Adv. Giving/ACC/eAdventist	\$979,782
Adventist Accounting System Interntl	\$874,110
GC Session & Ministerial Convention	\$700,000
To Tithe Reserve/Contingencies	\$642,336
Appropriations: Christ. Record/Other	\$610,000
Guam Micronesia—Our Mission	\$363,244
Adventist Review/El Centinela	\$342,055
Plusline-AdventSource	\$303,629
Other/Misc	\$283,267
Media including Esperanza TV	<u>\$213,707</u>
	\$27,168,189



THE GRAND COLLABORATION

NAD Year End Meetings, Oct. 29 to Nov. 4, 2015

2014 Projects Distribution:

Adult Ministries	\$135,000
Children's Ministries	\$180,490
Church Resource Projects	\$299,052
Family Ministries	\$29,992
Health Ministries	\$109,187
Ministries Convention	\$30,000
Ministerial Resources	\$125,000
Public Affairs and Religious Liberty	\$50,000
SonScreen Media Project	\$65,000
Publishing	\$10,000
Office of Volunteer Ministries	\$50,000
Strategic Planning /Assessment	\$100,000
Stewardship	\$80,000
Women's Ministries	\$42,000
Youth Projects	\$239,461
	<hr/>
	\$1,545,182



THE GRAND COLLABORATION

NAD Year End Meetings, Oct. 29 to Nov. 4, 2015

2014 Non-Tithe Distribution:

Tithe Exchanged, (\$31.37 million), plus interest		\$32,516,921
K-12 Reversion	\$23,259,282	
Allocated Reserve—Working Capital	\$5,406,499	
Special Appropriations to Unions—Non-Tithe	\$1,710,000	
Regional Capital Reversion	\$974,755	
Hispanic Church Buildings and Scholarship	\$511,845	
Regional Scholarships	\$339,540	
PSI Awards/Appropriations	\$110,000	
Mission Investment	\$120,000	
AACU	<u>\$85,000</u>	\$32,516,921

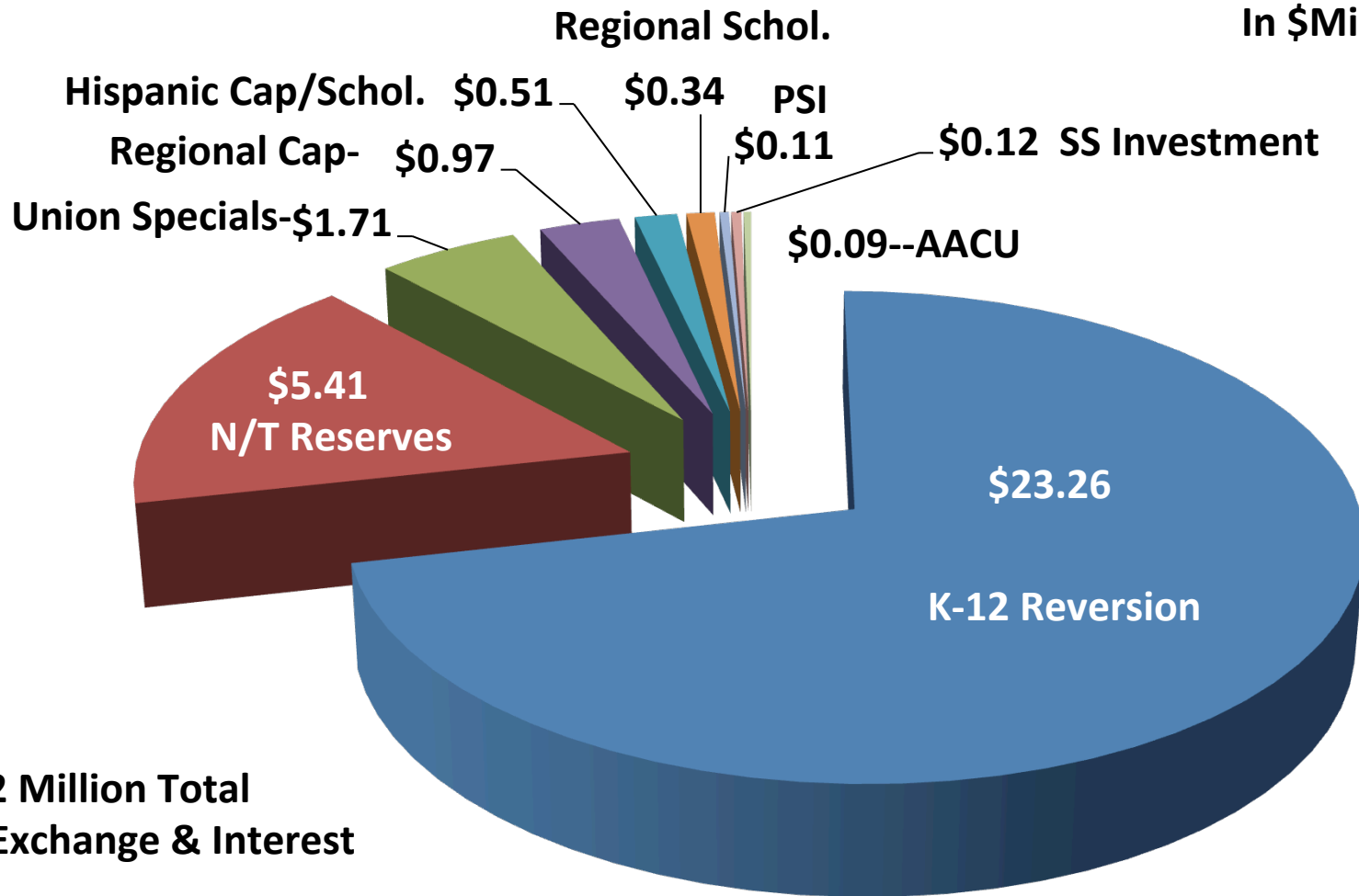


THE GRAND COLLABORATION

NAD Year End Meetings, Oct. 29 to Nov. 4, 2015

2014 Non-Tithe Distribution Graphed:

In \$Millions



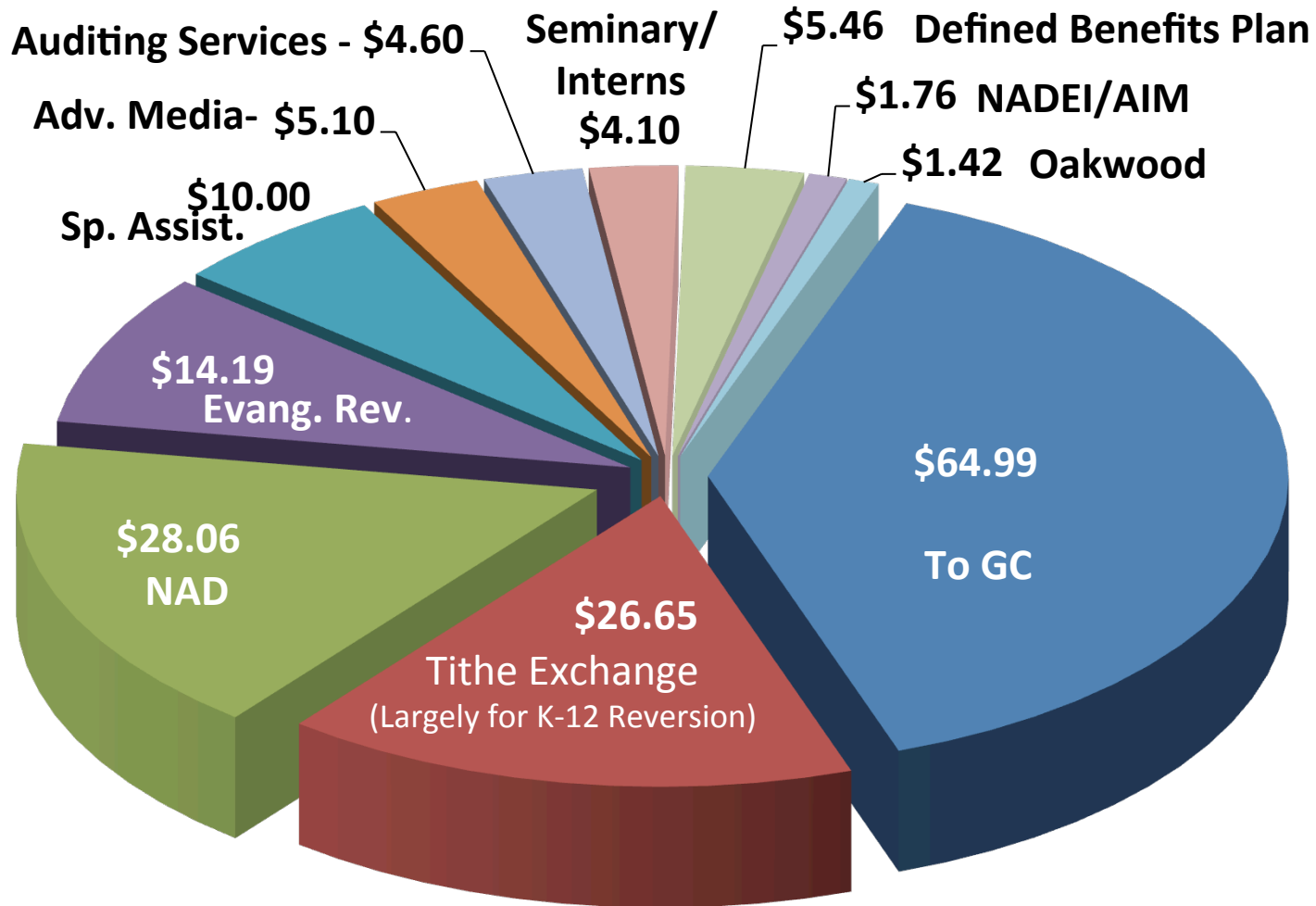
**\$32.52 Million Total
Tithe Exchange & Interest**



THE GRAND COLLABORATION

NAD Year End Meetings, Oct. 29 to Nov. 4, 2015

2015 Budgeted NAD Use of Tithe Funds:



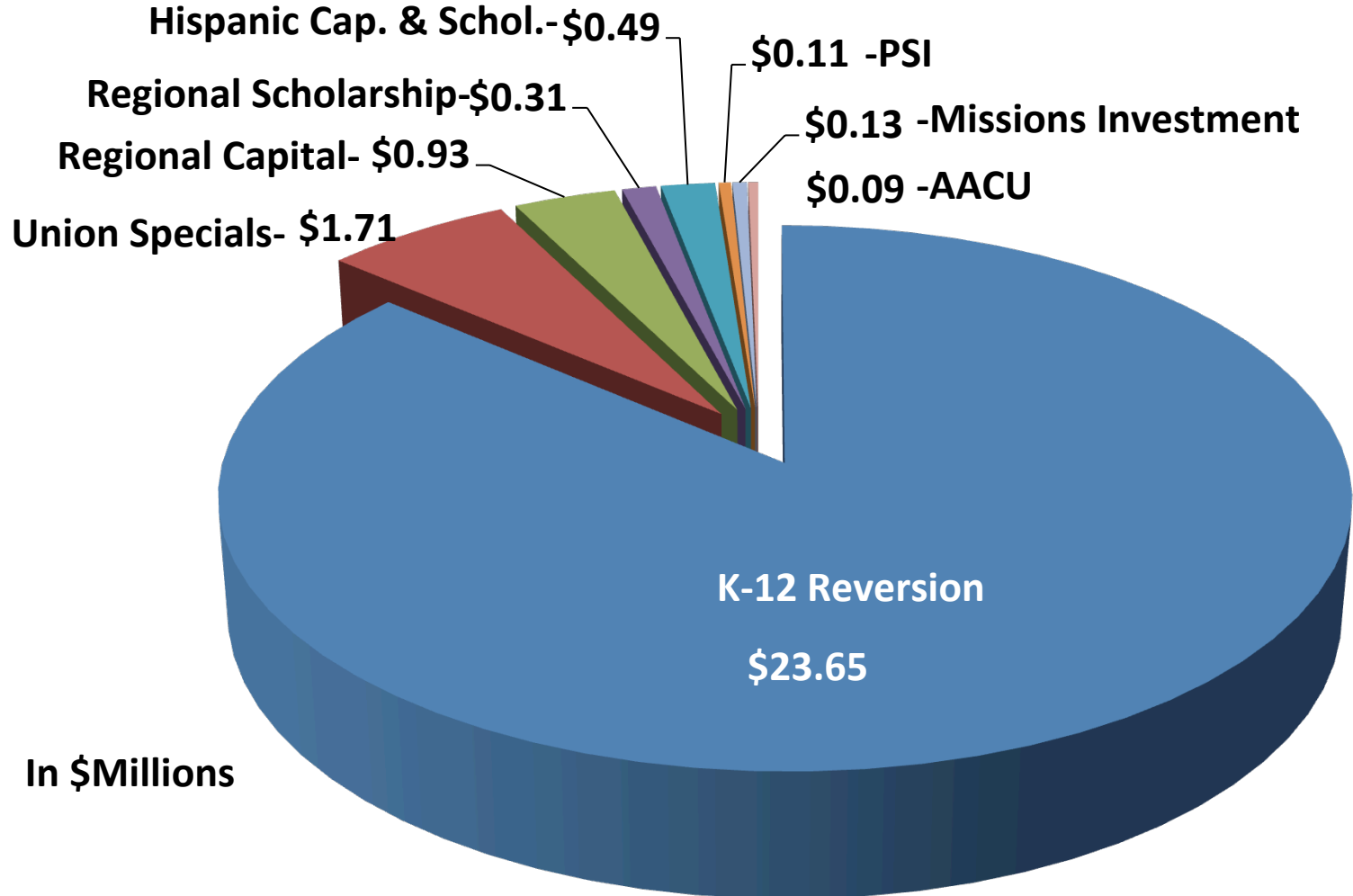
\$166.33 Million Total Tithe:



THE GRAND COLLABORATION

NAD Year End Meetings, Oct. 29 to Nov. 4, 2015

2015 Non-Tithe Budget Distribution Graphed:



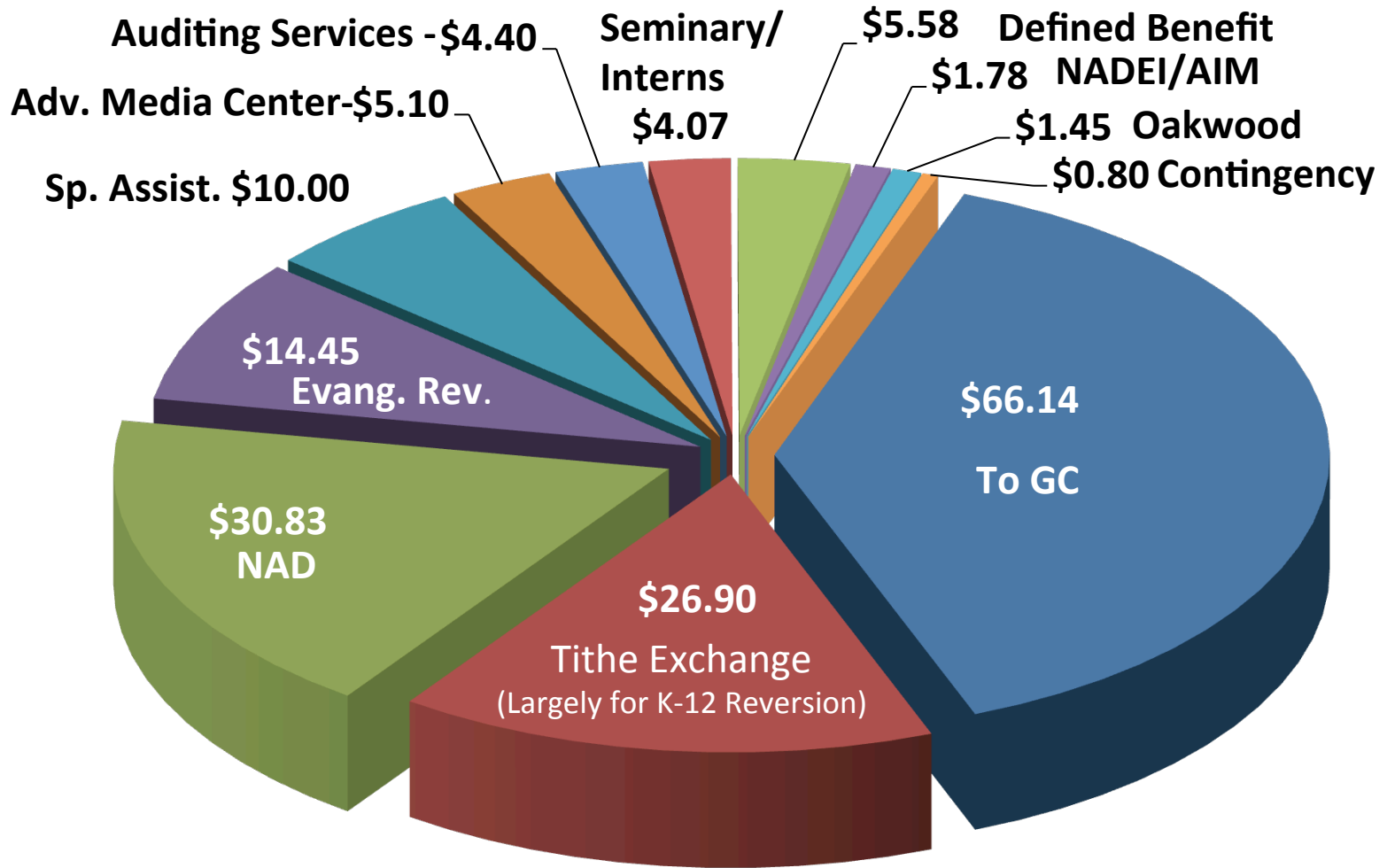
In \$Millions



THE GRAND COLLABORATION
NAD Year End Meetings, Oct. 29 to Nov. 4, 2015

\$27.42 Million Total
Tithe Exchange/Interest

2016 Budgeted NAD Use of Tithe Funds:



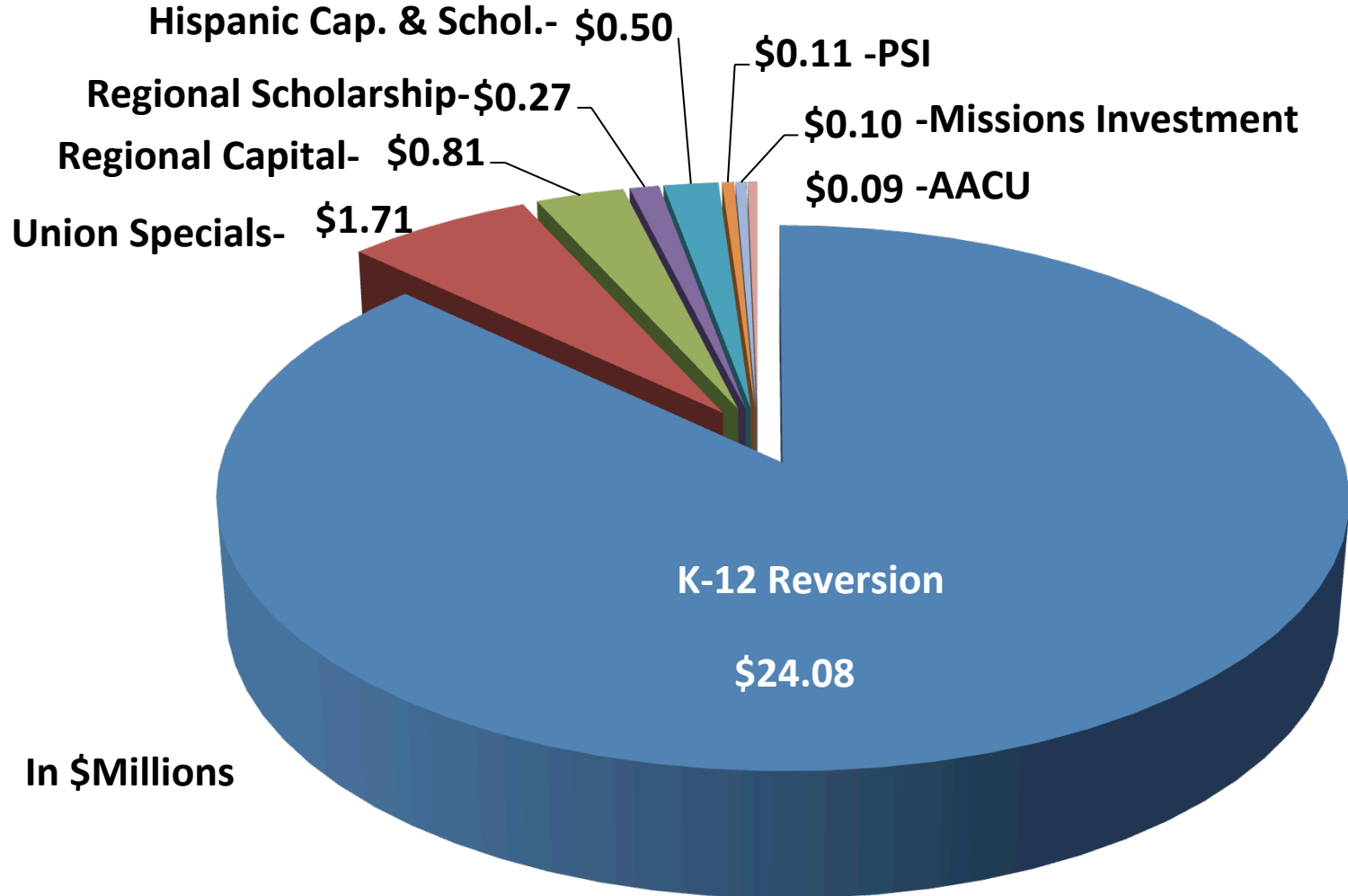
\$171.50 Million Total Tithe:



THE GRAND COLLABORATION

NAD Year End Meetings, Oct. 29 to Nov. 4, 2015

2016 Non-Tithe Budget Distribution Graphed:



In \$Millions



THE GRAND COLLABORATION
NAD Year End Meetings, Oct. 29 to Nov. 4, 2015

\$27.67 Million Total
Tithe Exchange/Interest

NAD Finances Explained

The background of the slide features two hands reaching towards each other against a sky with clouds. One hand is positioned higher and further to the right, while the other is lower and further to the left. The hands are rendered with a slight transparency, allowing the sky and clouds to be seen through them. The sky transitions from a bright blue at the top to a warm yellow and orange glow at the bottom, suggesting a sunrise or sunset. The overall composition is centered and evokes a sense of partnership and collaboration.

Use of Funds in 2014

***THE GRAND
COLLABORATION***

Presented by Mike Jamieson
NAD Year-end Meeting
Oct. 29 to Nov. 4, 2015