

COME HOLY SPIRIT

Secretary 's Report

**North American
Division
2020 Year End
Meetings**

**Presented by
Kyoshin Ahn**



COME HOLY SPIRIT

A Debt of Gratitude

MY STAFF

- | | |
|---------------------|------------------|
| - Carolyn Forrest | Ernest Hernandez |
| - Melissa Gottlieb | Sarah Kelly |
| - Marialyce Fordham | Michael Martel |
| - Sharri Davenport | Ana Guerrero |
| - Valerie Robbins | Natalie Kavistan |
| - Orna Garnett | Deloris Bailey |
| - Ross Patterson | Gladys Guerrero |



COME HOLY SPIRIT

Membership



COME HOLY SPIRIT

- **1,262,927 Members**
- **5,621 Churches**
- **880 Companies**

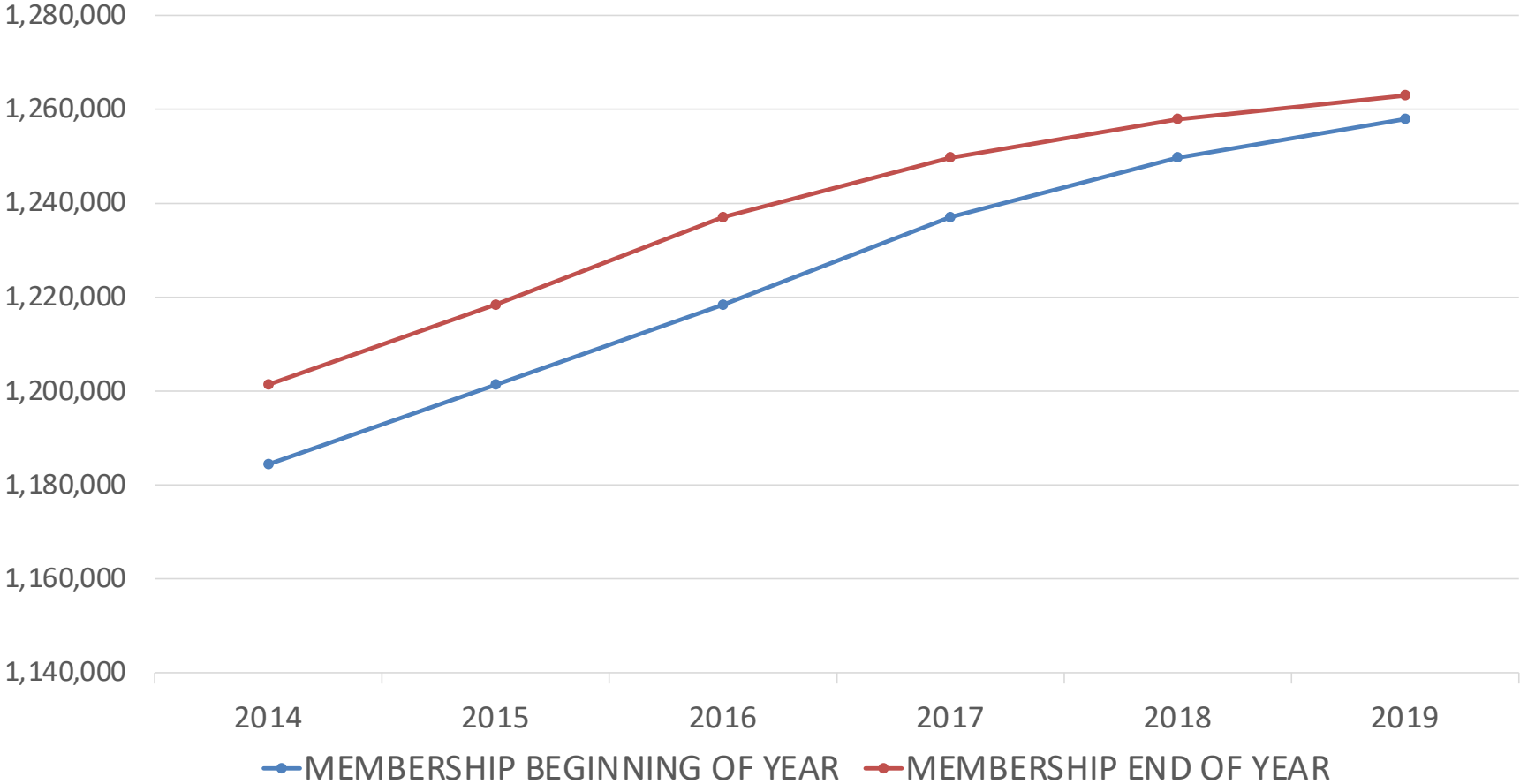
(Membership as of December 31, 2019)



Membership Comparison



North American Division Membership Comparison 2014-2019





Atlantic Union Conference

Membership (As of 4th Quarter 2019)

- 127,240





Seventh-day Adventist Church in Canada

Membership (As of 4th Quarter 2019)

• 73,006





Columbia Union Conference

Membership (As of 4th Quarter 2019)

- 147,556





Lake Union Conference

Membership (As of 4th Quarter 2019)

- 88,898



Mid-America Union Conference

Membership (As of 4th Quarter 2019)

• 65,046





North Pacific Union Conference

Membership (As of 4th Quarter 2019)

• 102,814





Pacific Union Conference

Membership (As of 4th Quarter 2019)

- 222,694





Southern Union Conference

Membership (As of 4th Quarter 2019)

• 306,088



Southwestern Union Conference

Membership (As of 4th Quarter 2019)

- 123,699



Guam-Micronesia Mission

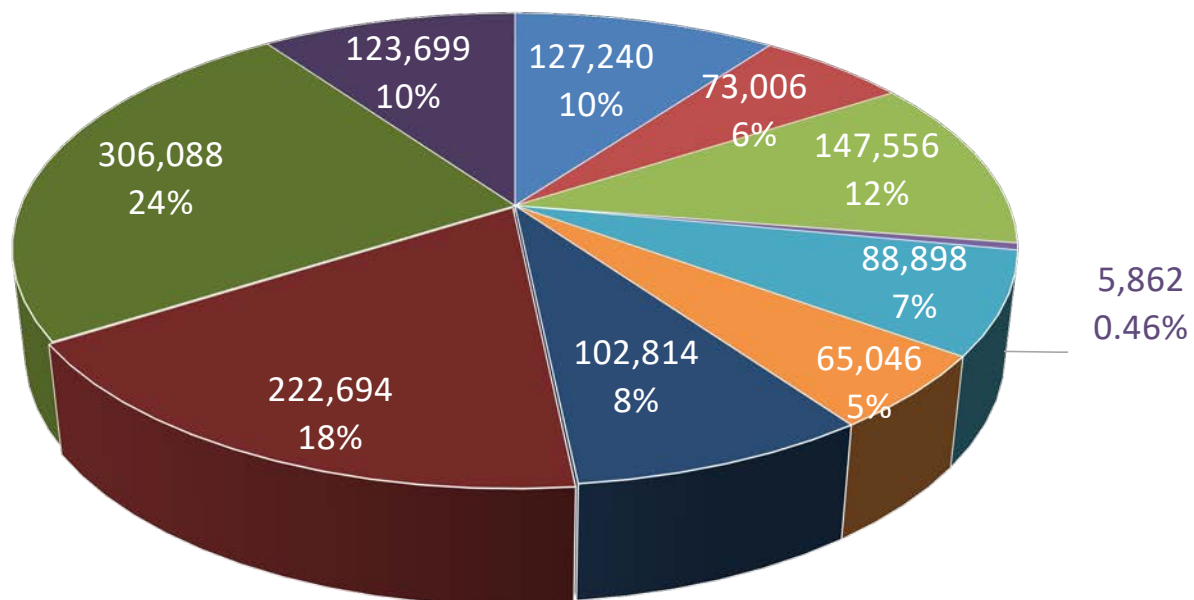
Membership (As of 4th Quarter 2019)

- 5,862





Membership 2019 Per Union



■ Atlantic Union

■ Canada

■ Columbia Union

■ Guam-Micronesia Mission

■ Lake Union

■ Mid-America Union

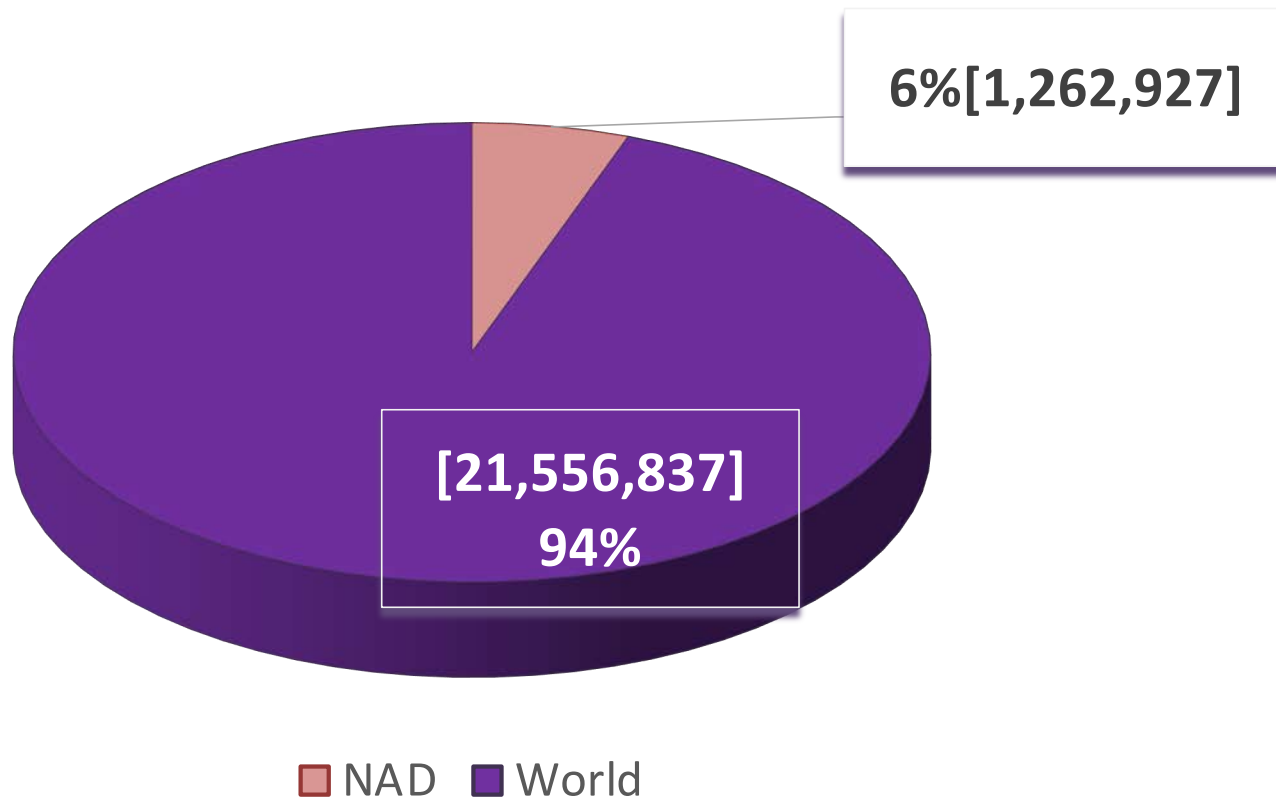
■ North Pacific Union

■ Pacific Union

■ Southern Union


■ Southwestern Union

North American Division Membership vs. World Membership 2019

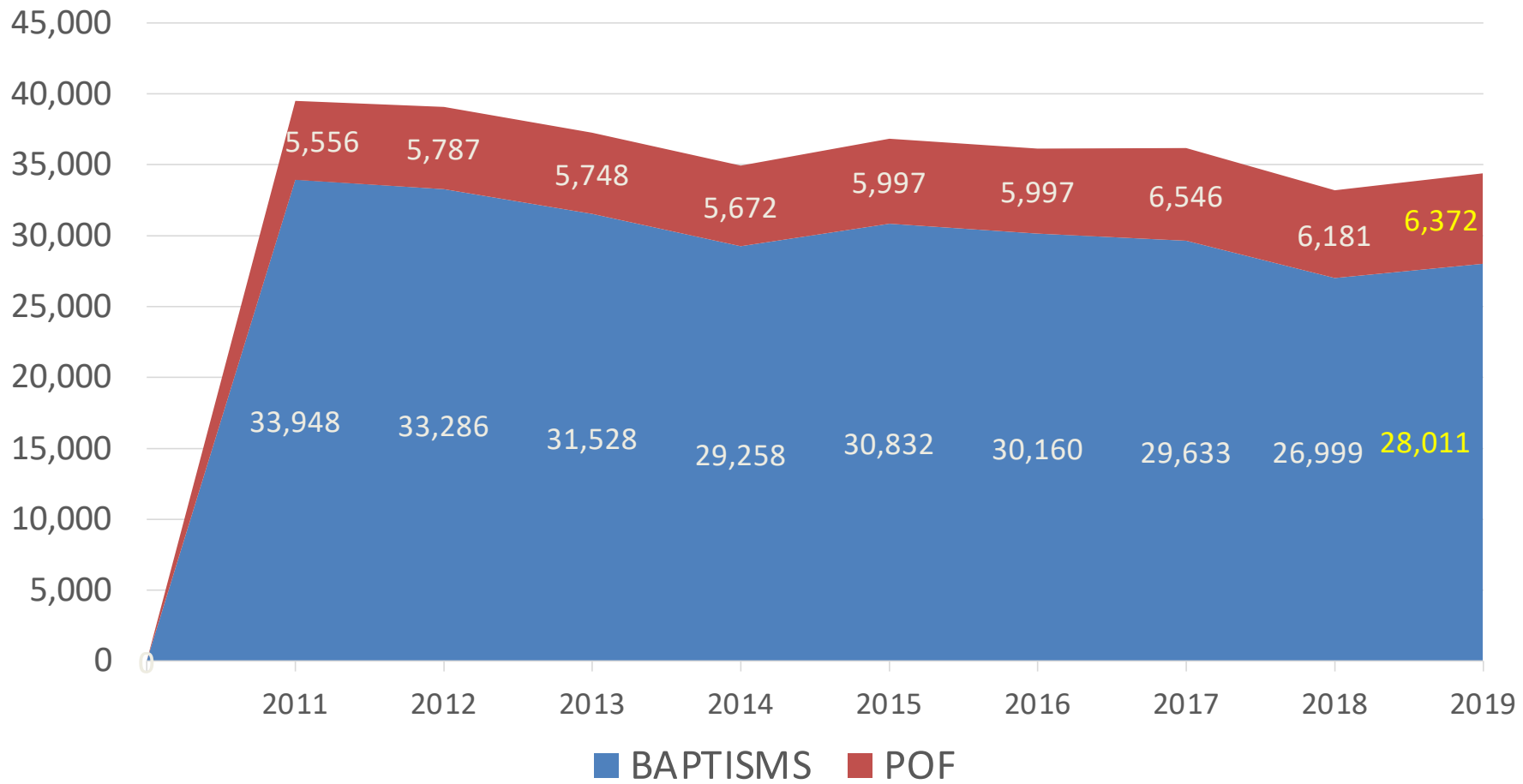


COME HOLY SPIRIT

New Members ADDED



North American Division Baptisms & Profession of Faith 2011-2019



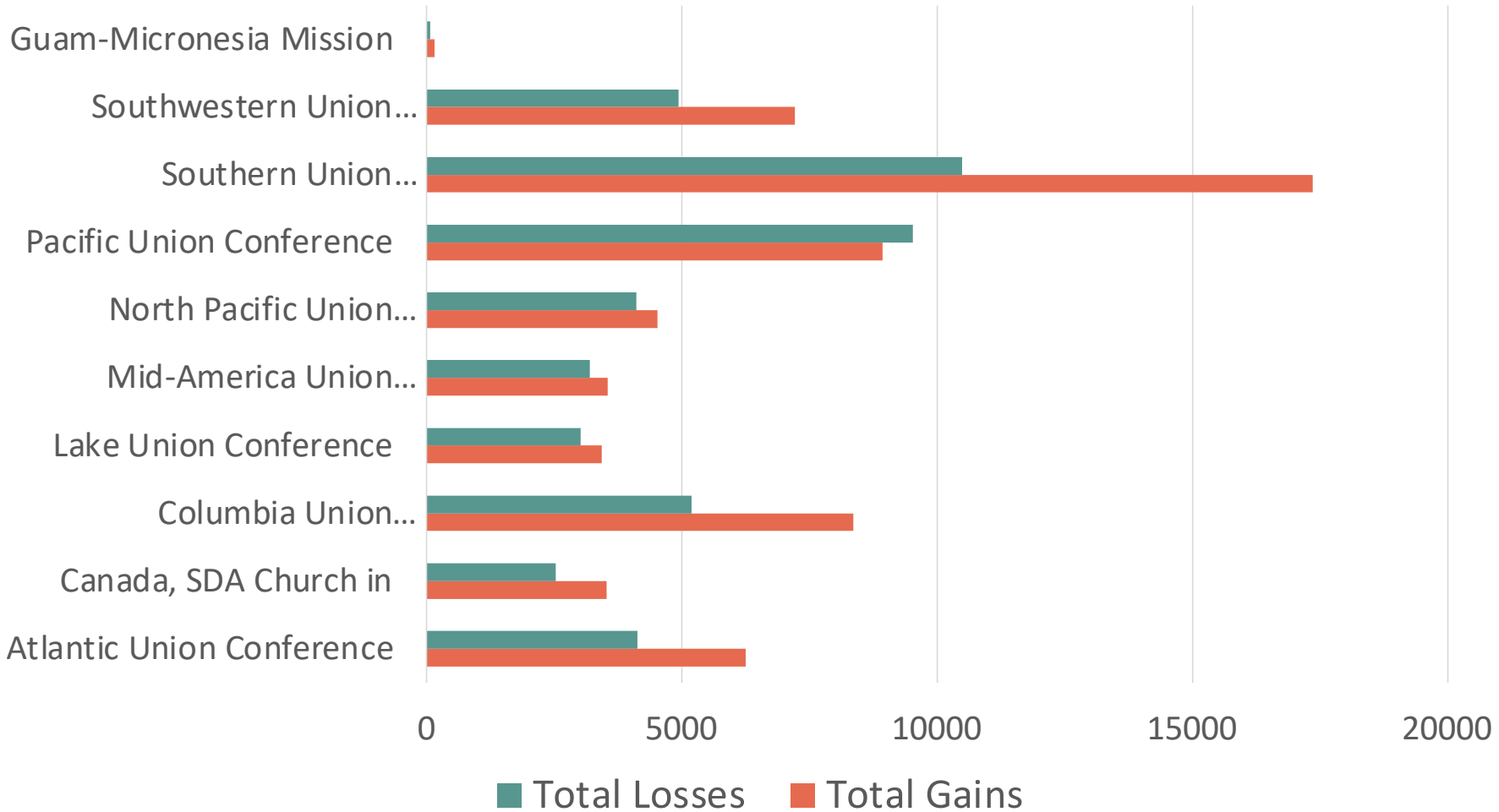
Accession Rate for North American Division

**Additions by baptism and
profession of
Faith for every 100
members at beginning
of year**

2012	3.41%
2013	3.19%
2014	2.95%
2015	3.07%
2016	2.97%
2017	2.78%
2018	2.49%
2019	2.73%



2019 Total Gains/Total Losses by Union

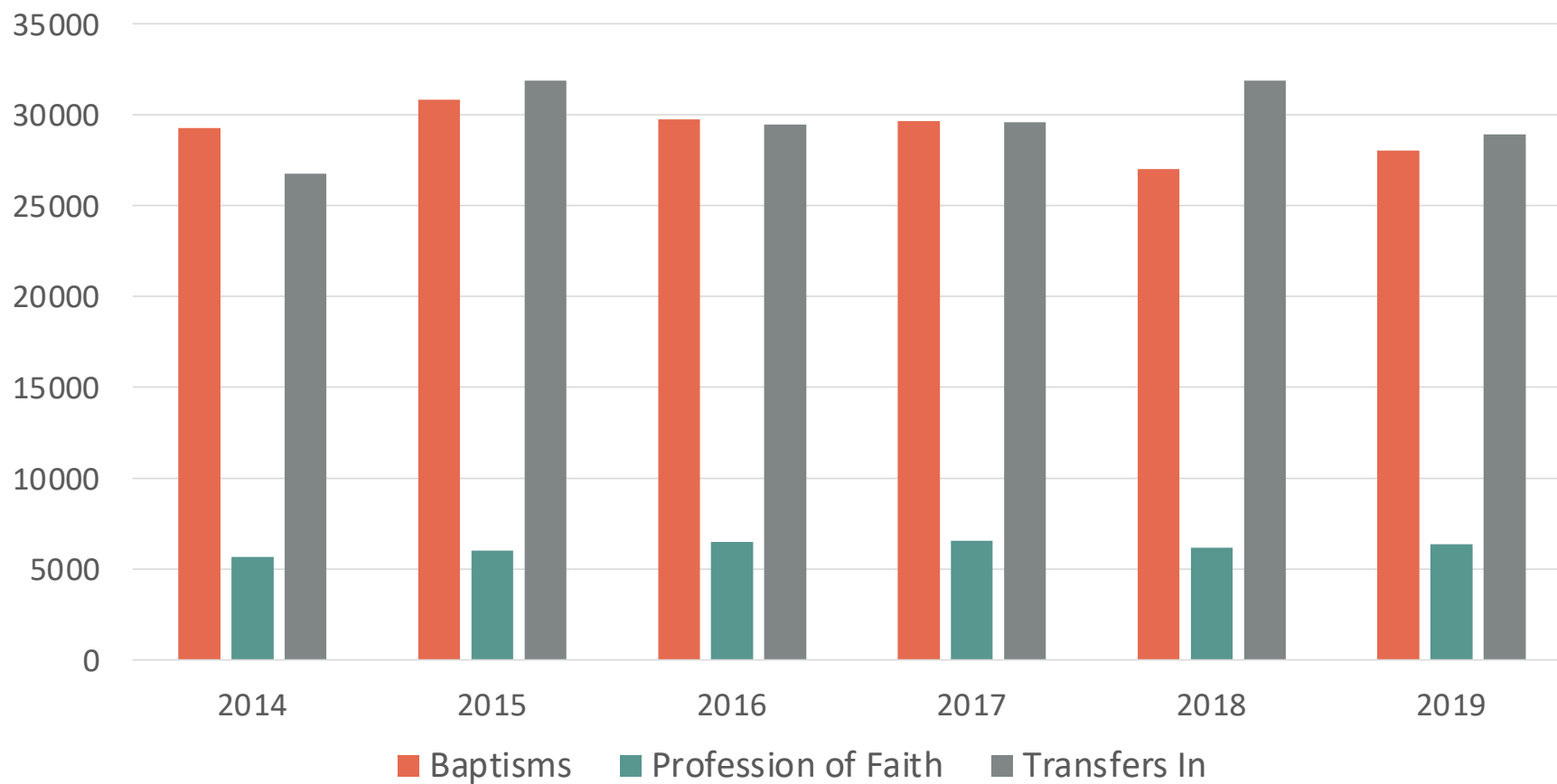


Rate of Net Growth

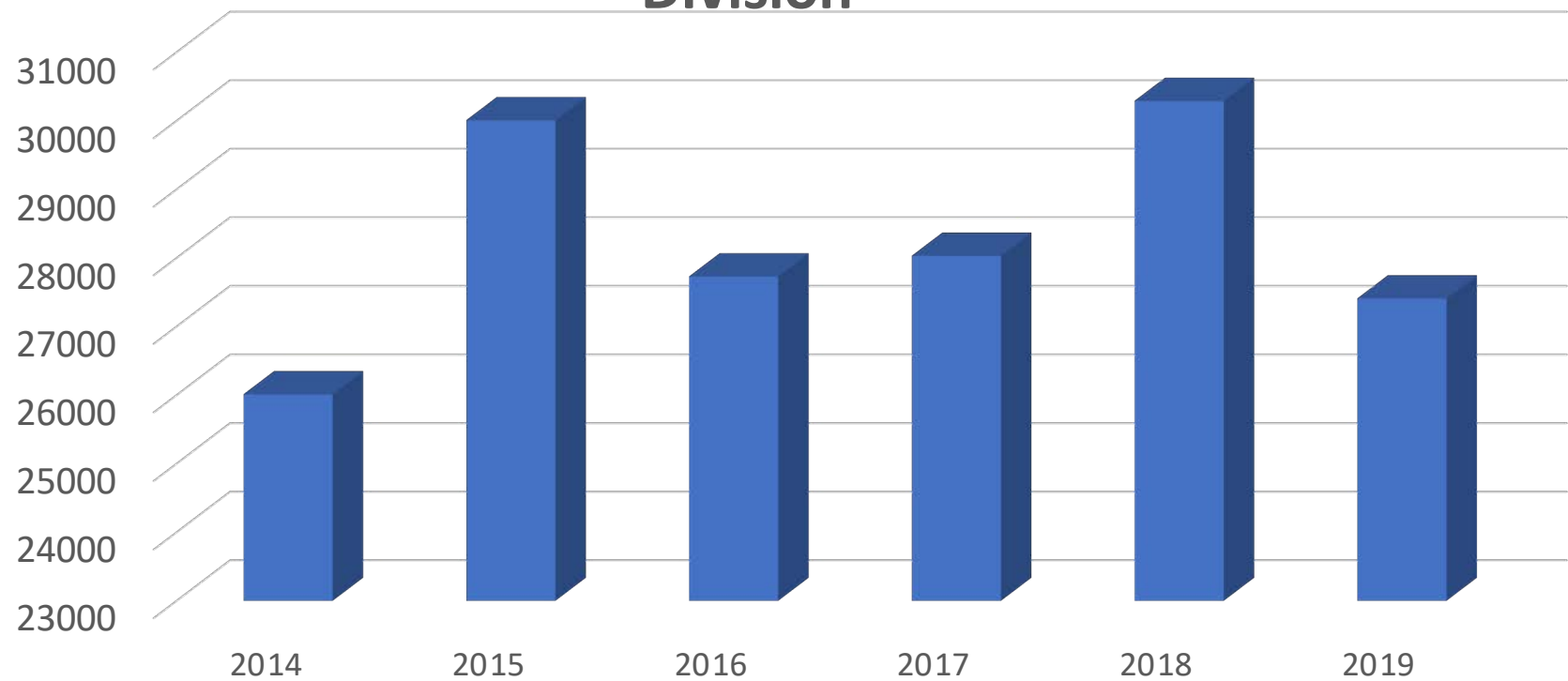
• 2012	20,329	1.77%
• 2013	17,541	1.50%
• 2014	16,971	1.43%
• 2015	17,031	1.42%
• 2016	18,607	1.53%
• 2017	12,711	1.03%
• 2018	8,198	0.66%
• 2019	5,014	0.40%



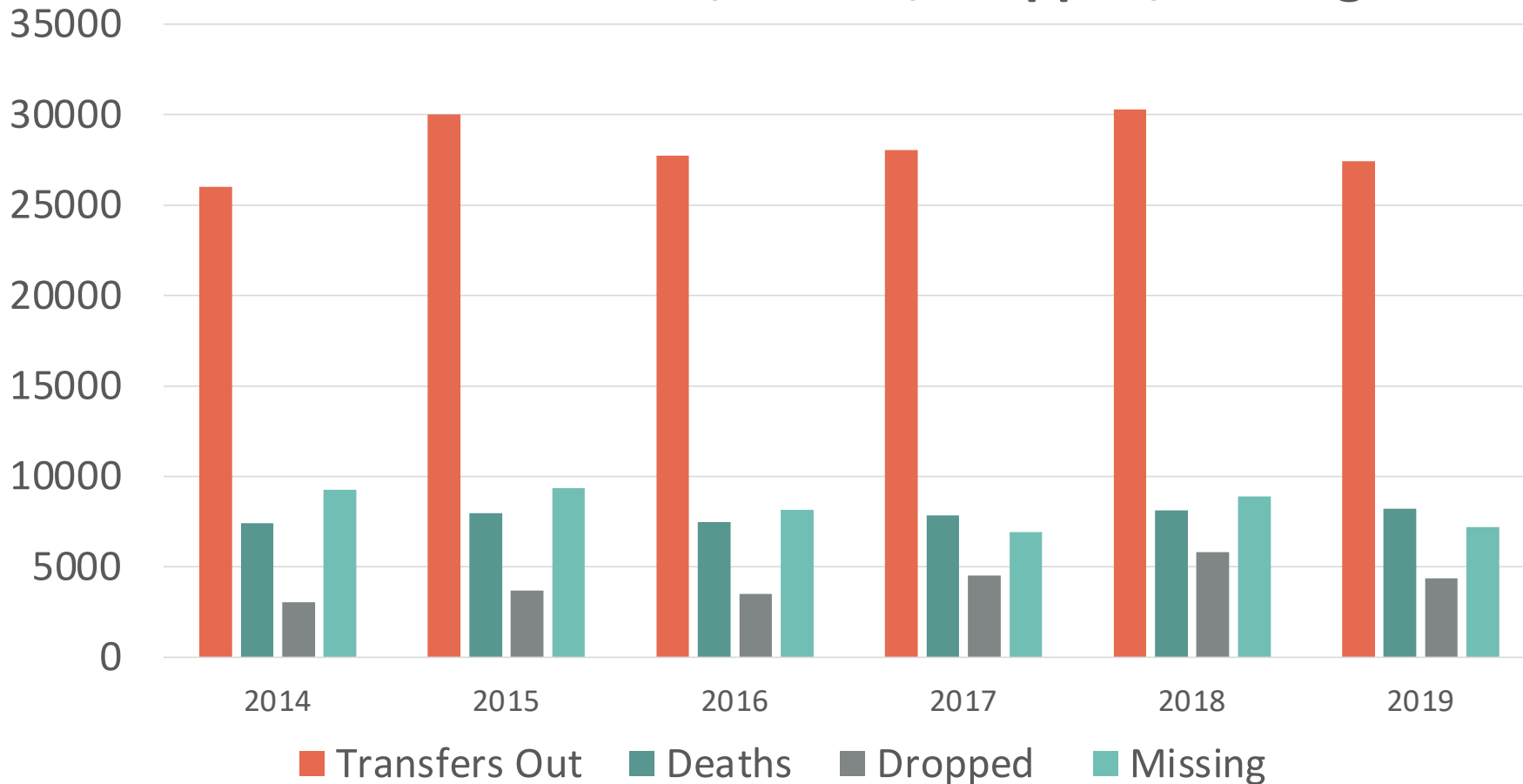
North American Division 2014-2019 Baptisms/Profession of Faith/Transfers In



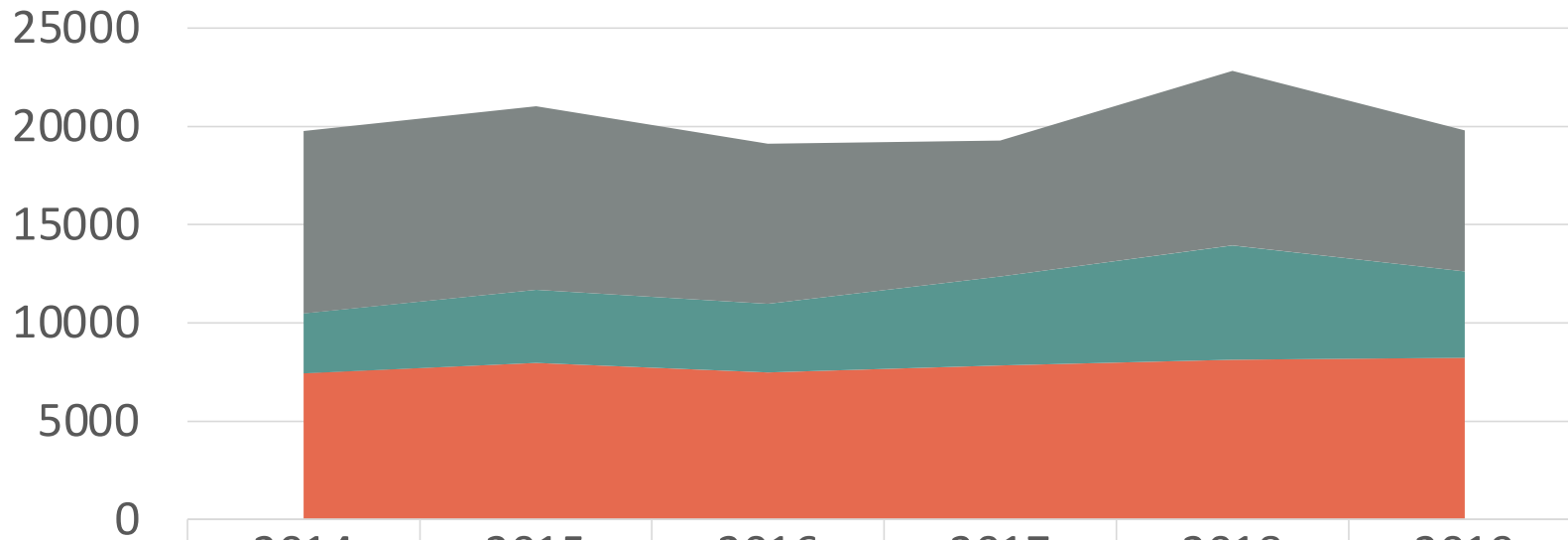
2014-2019 Transfers Out of North American Division



North American Division 2014-2019 Transfers Out/Deaths/Dropped/Missing



2014-2019 Deaths/Dropped/Missing




	2014	2015	2016	2017	2018	2019
Missing	9275	9351	8155	6912	8886	7191
Dropped	3048	3702	3490	4526	5807	4381
Deaths	7429	7974	7476	7835	8130	8227

■ Deaths
 ■ Dropped
 ■ Missing



2019 NAD Transfers Out/Missing



Missing Transfers Out

0

5000

10000

15000

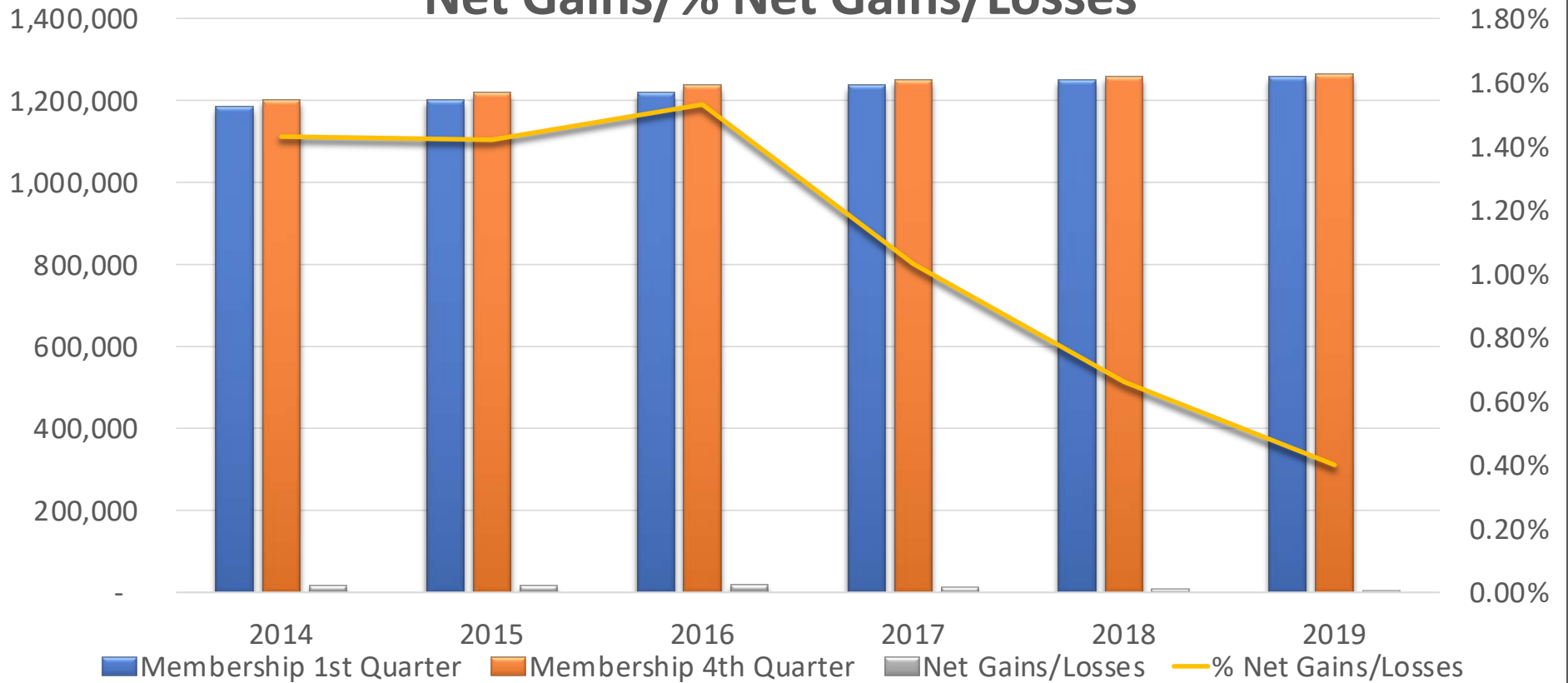
20000

25000

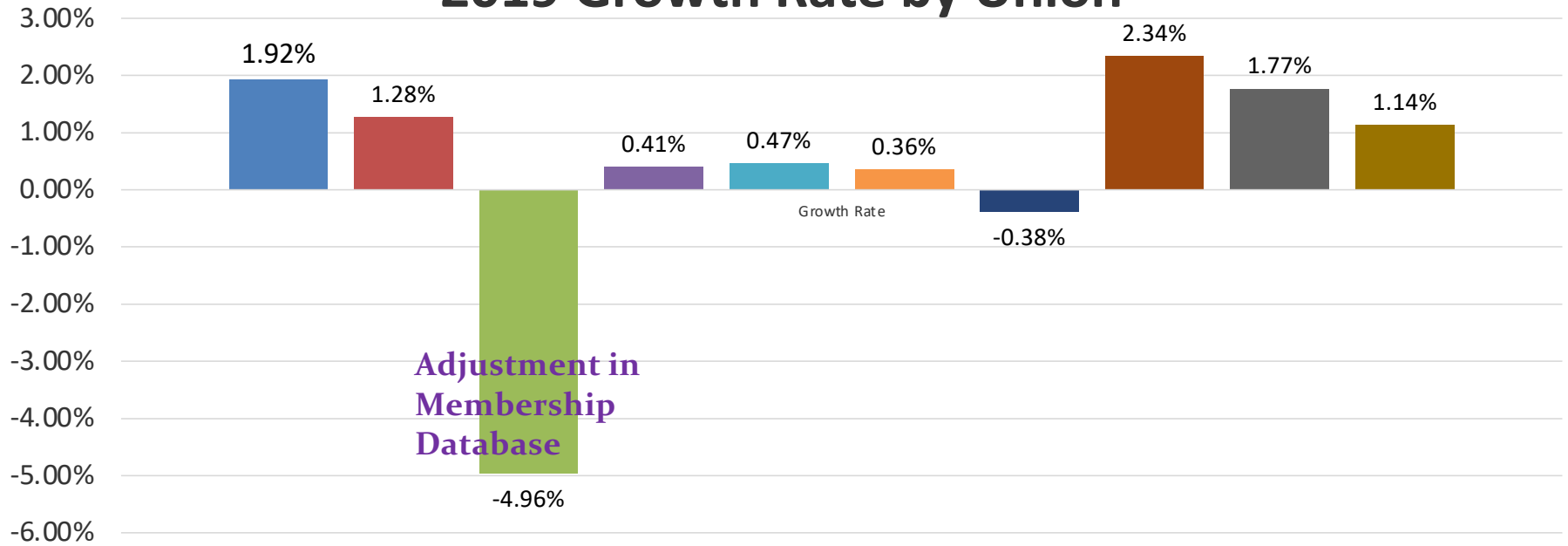
30000

North American Division 2014-2019

Net Gains/% Net Gains/Losses



2019 Growth Rate by Union



- Atlantic Union Conference
- Canada, SDA Church in
- Columbia Union Conference
- Lake Union Conference
- Mid-America Union Conference
- North Pacific Union Conference
- Pacific Union Conference
- Southern Union Conference
- Southwestern Union Conference
- Guam-Micronesia Mission



OFFICE OF VOLUNTEER
MINISTRIES

Seventh-day Adventist Church
NORTH AMERICAN DIVISION

Empowering Volunteers to Service & Missions



COME HOLY SPIRIT



Looking Forward



COME HOLY SPIRIT

Go Ambassador Initiative



Go Ambassador



COME HOLY SPIRIT

Reaching out and Connecting



Volunteer Ministries - North American Division
Published by Andrea Volunteer (7) · March 8 ·

My Life in Mission - Ebeye: Following God into a new place, serving in new ways--there are challenges. Cameron shares a few big ones for him, and how he has been tackling them so far this year as a student missionary on a tiny Pacific Island.
#HeSaidGo #MyLifeinMission
..... See More

My Life in Mission - Challenges of Being a Student Missionary
Following God into a new place, serving in new ways--there are...

Sign up

MONGOLIA ESL TEACHER LIVING ALLOWANCE: \$45,000	WASHINGTON, USA TASKFORCE VOLUNTEER MENS DEAN LIVING ALLOWANCE: \$50,000	
ARIZONA HILBROOK INDIAN SCHOOL 2 TASK FORCE VOLUNTEERS LIVING ALLOWANCE: \$45,000	ANYWHERE COMPASSIONATE PERSON LIVING ALLOWANCE: \$45,000	JOIN US MONDAY, 22

- Online Devotionals
- Webinars
- My Life in Mission - Vlogging

COME HOLY SPIRIT



A Tool for Mission Trip Organizers

COME HOLY SPIRIT



A Tool for Mission Trip Organizers



*We have no governing board for all the mission trips in *** Conference*

- *Churches, Schools, individuals and departments may organize a mission trip*
- *This information would be cumbersome and costly to research and/or manage*
- *My boss would have to change/approve to change my job description*
- *This is not information we can provide*

COME HOLY SPIRIT



Go Ambassador

HE SAID GO

Office of Volunteer Ministries



NORTH AMERICAN DIVISION 2016 – 2020

SECRETARIAT OFFICE OF HUMAN RELATIONS Interdivision/international Service Employees

- Carolyn R. Forrest, MSM, SPHR, SHRM-SCP
 - Associate Secretary-Director
 - November 1, 2020
 - Columbia, Maryland, USA



COME HOLY SPIRIT

LEADERSHIP TRAINING & DEVELOPMENT 2016-2020

- HUMAN RESOURCES
CONFERENCE
- SECRETARIES ORIENTATION
- NEW CONFERENCE
PRESIDENT'S ORIENTATION



OFFICE OF HUMAN RELATIONS 2016 – 2020 FOCUS

Valuing Our Differences
through **DIVERSITY, EQUITY** and **INCLUSION**



COME HOLY SPIRIT

Providing a Listening Heart/Ear

700+ telephone calls and emails

- questions/concerns
- Broken relationships
- Conduct issues
- Church membership
- Church processes in *Church Manual*
- Application of *Working Policy*



COME HOLY SPIRIT

WOMEN IN PASTORAL MINISTRY 2015-2020

- **Promote the hiring of more female Pastors**
- **Educate churches, God calls both men and women**
- **A financial partnership of Conference, Union and Division**
- **Increase female Pastors from 107 to 214 (approx. 80 calls/hires)**



INTERDIVISION-INTERNATIONAL SERVICE EMPLOYEES (IDE-ISE)



Assisted in recruiting/staffing and committee process for personnel to the Guam-Micronesia Mission

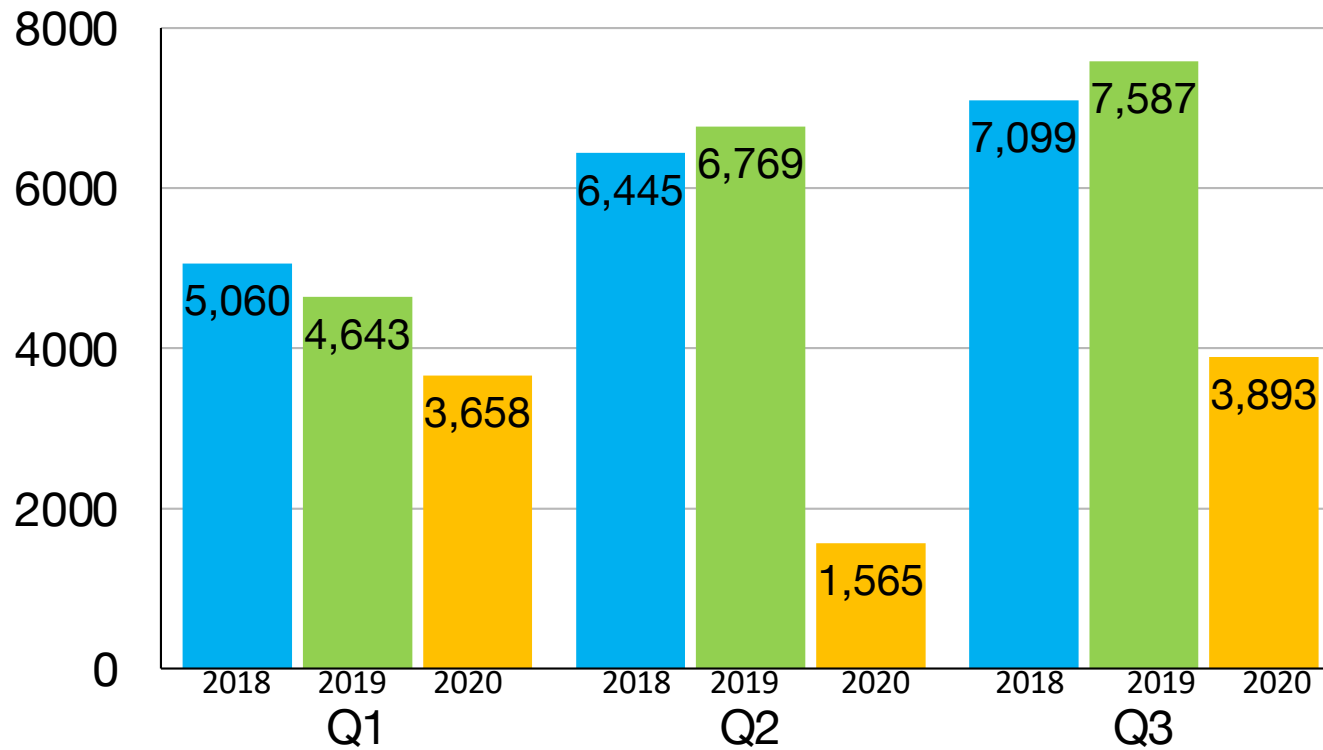
- **2 Dentists & family**
- **2 Pastors & family**
- **4 Doctors & family**
- **4 Administrators & family**
- **Annual recruitment at Loma Linda University & ASI**
- **Annual Leaves/Vacation/Continuing Education (AL) and Permanent/Personnel Returns (PR) for resignations and retirements**

COME HOLY SPIRIT



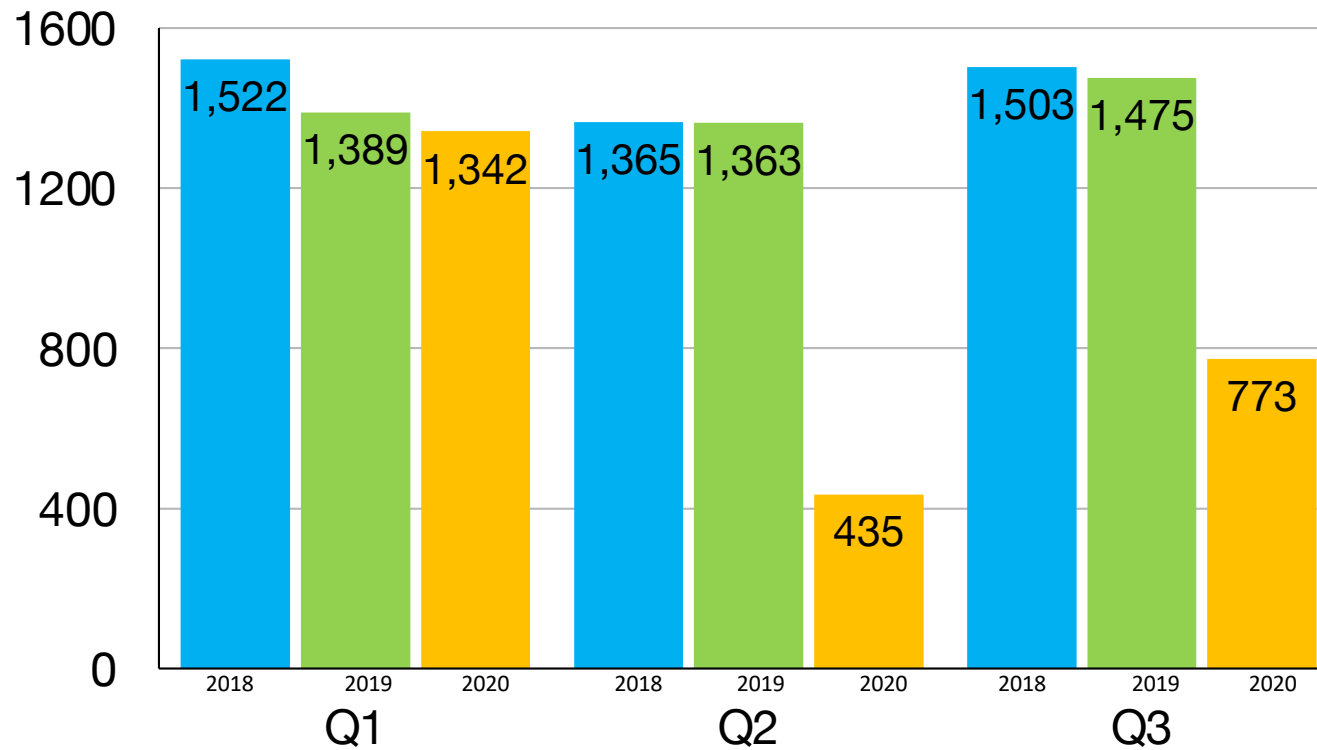
COVID Effects

Baptisms (Preliminary)

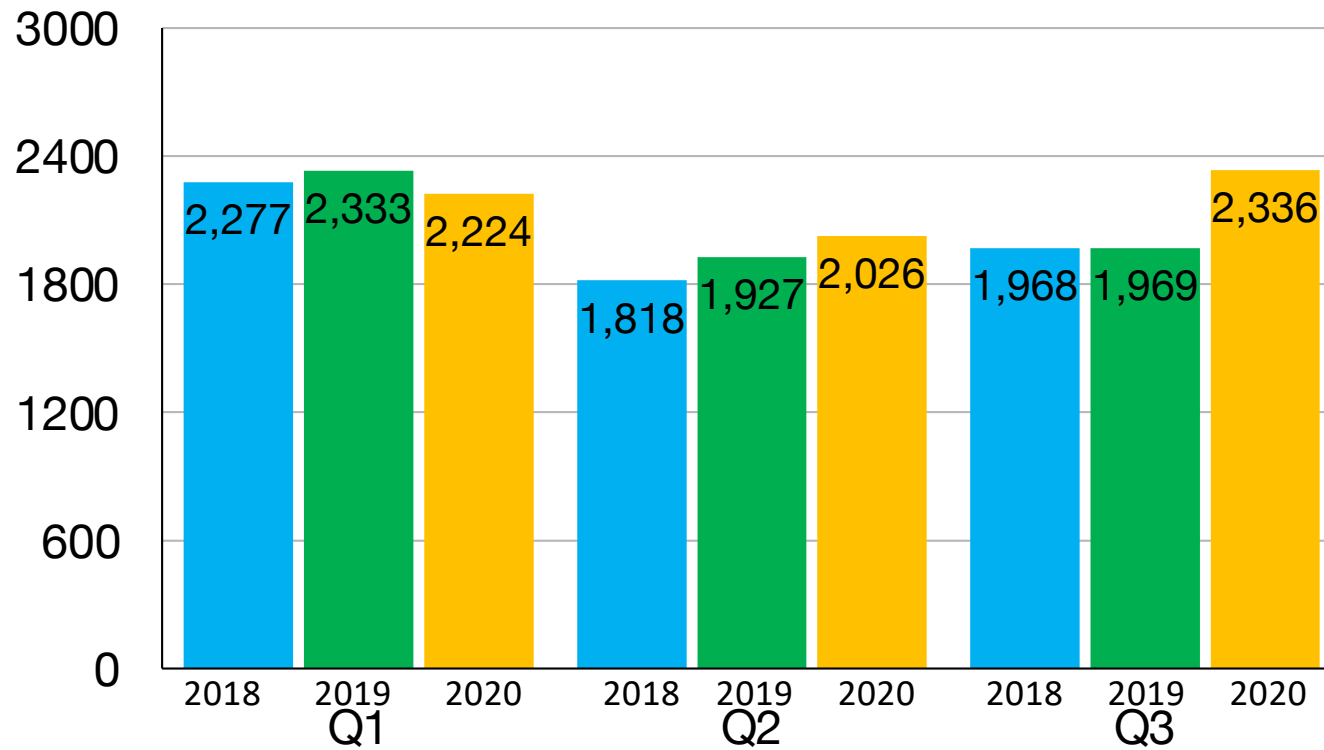


COME HOLY SPIRIT

Profession of Faith

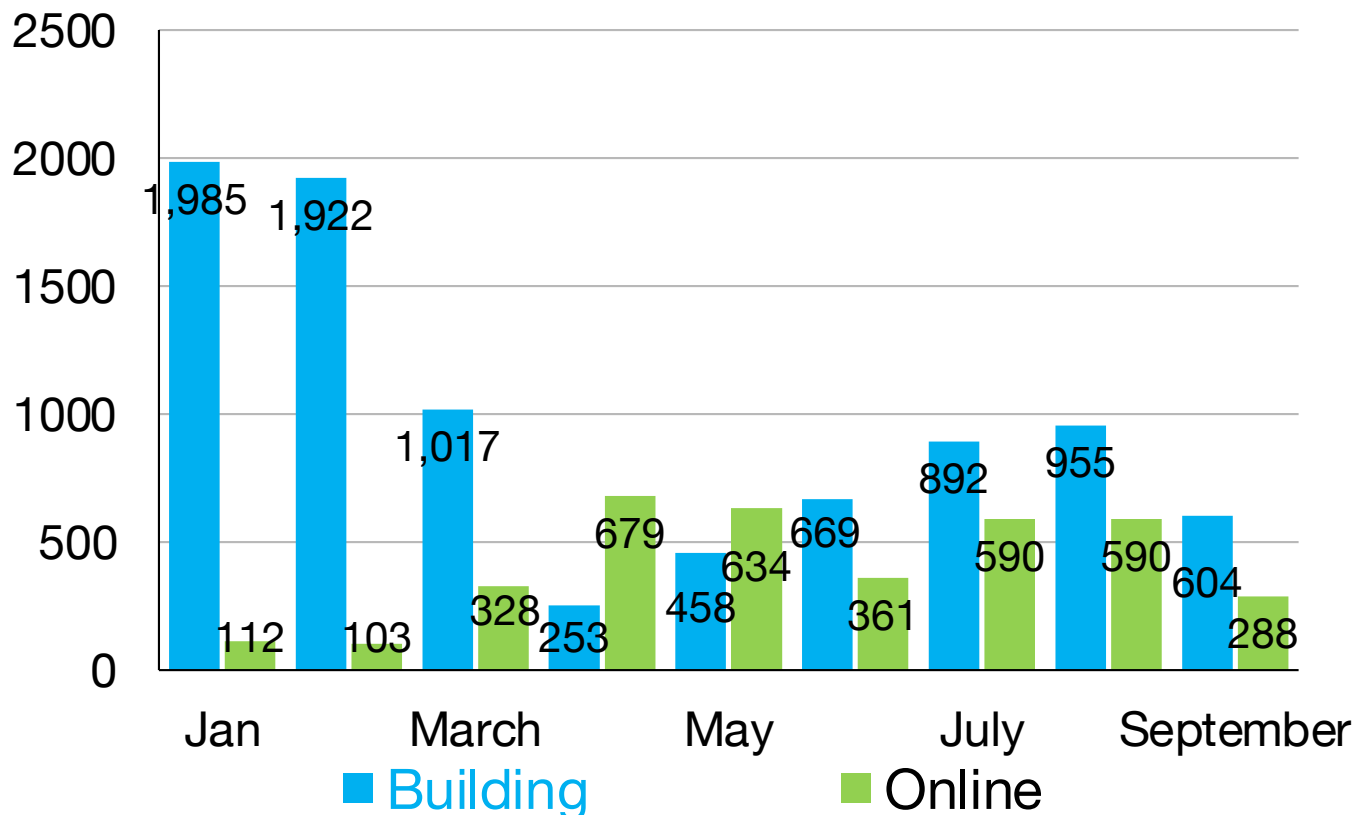


Deaths

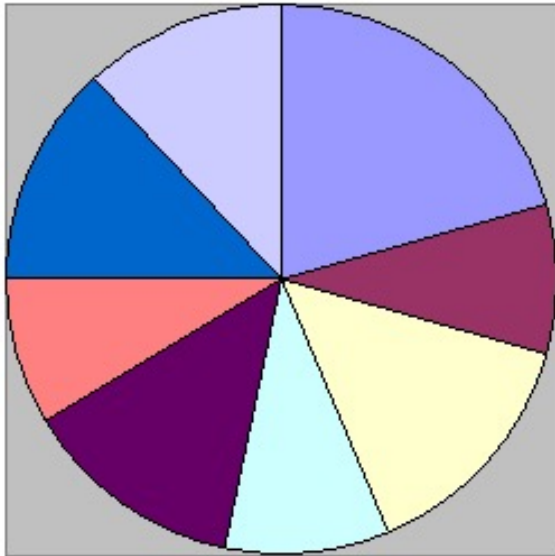


COME HOLY SPIRIT

Church Reporting Attendance (40%)



COME HOLY SPIRIT

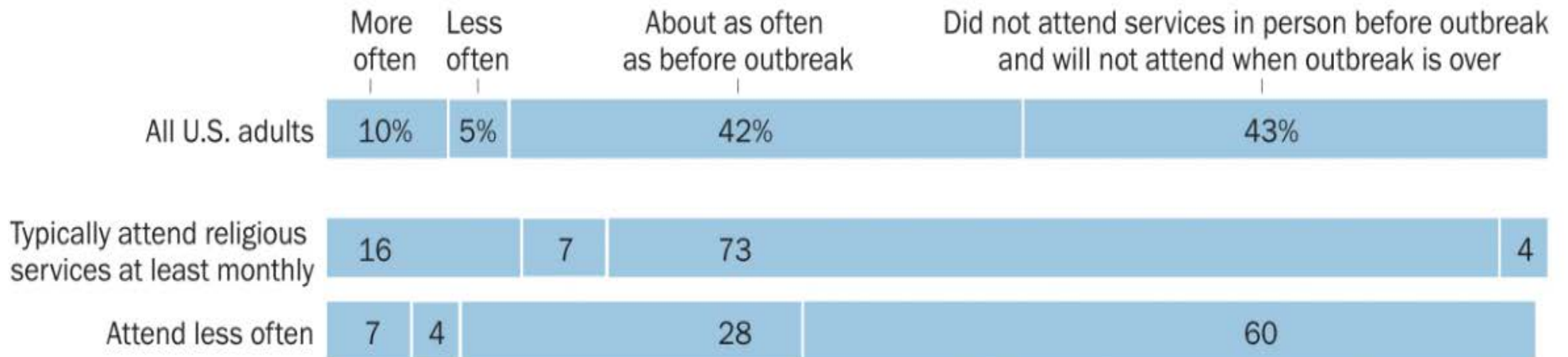


PEW RESEARCH DATA ON COVID-19 AND CHURCH ATTENDANCE



When coronavirus outbreak is over, most Americans plan to attend services in person at same rate they did before pandemic

% of U.S. adults who say that when the coronavirus outbreak is over, they will attend religious services in person _____ than before the outbreak



Note: Those who did not answer are not shown.

Source: Survey conducted July 13-19, 2020, among U.S. adults.

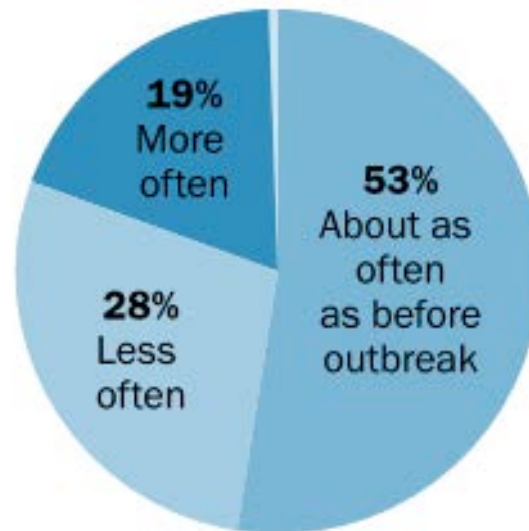
"Americans Oppose Religious Exemptions From Coronavirus-Related Restrictions"

PEW RESEARCH CENTER



One-in-five online worshippers say they will watch virtual services more often after pandemic than before it

Among U.S. adults who say they watched religious services online or on TV in the last month, % who say that when the coronavirus outbreak is over, they will watch religious services online or on TV ___ than before the outbreak



Note: Those who did not answer are not shown.

Source: Survey conducted July 13-19, 2020, among U.S. adults.

"Americans Oppose Religious Exemptions From Coronavirus-Related Restrictions"

PEW RESEARCH CENTER

When watching religious services online or on TV, Americans are not exclusively watching their own congregation

Based on U.S. adults who watched religious services online or on TV in the last month

% who say they are ____ satisfied with the religious services they have watched

NET Very/somewhat: 91%

NET
Not too/
not at all

Very: 54%

Somewhat: 37%

8%

% who say they have watched services offered by ...

... the house of worship they attend most often

... some other house
of worship or religious org.

... both

40%

29%

30%

% who say they started watching religious services online or on TV ...

... before the coronavirus outbreak

... during the coronavirus outbreak

46%

54%

Note: Those who did not answer are not shown. Figures may not add to subtotals indicated due to rounding.

Source: Survey conducted July 13-19, 2020, among U.S. adults.

"Americans Oppose Religious Exemptions From Coronavirus-Related Restrictions"

PEW RESEARCH CENTER

COME HOLY SPIRIT

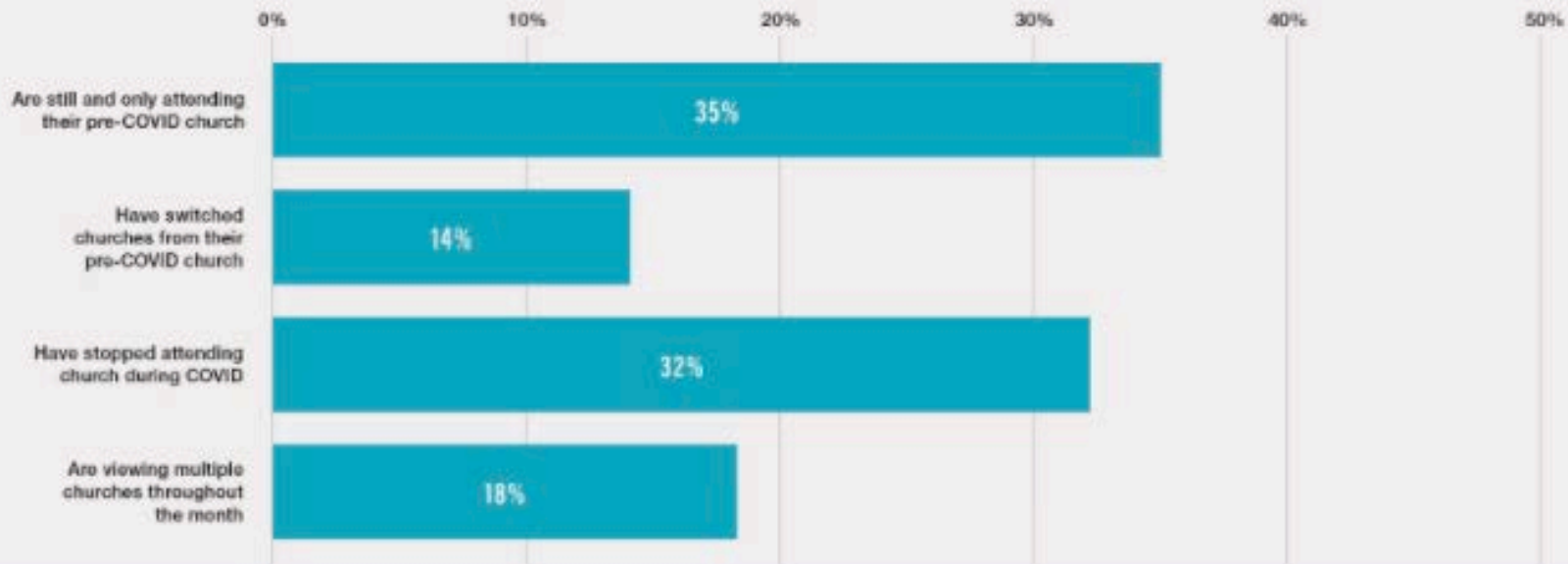


BARNA Research DATA ON COVID-19 AND CHURCH ATTENDANCE



COVID-19 ONLINE CHURCH ATTENDANCE AMONG PRACTICING CHRISTIANS

Barna STATE OF THE CHURCH



n=562 U.S. practicing Christians; April 28-May 11, 2020.

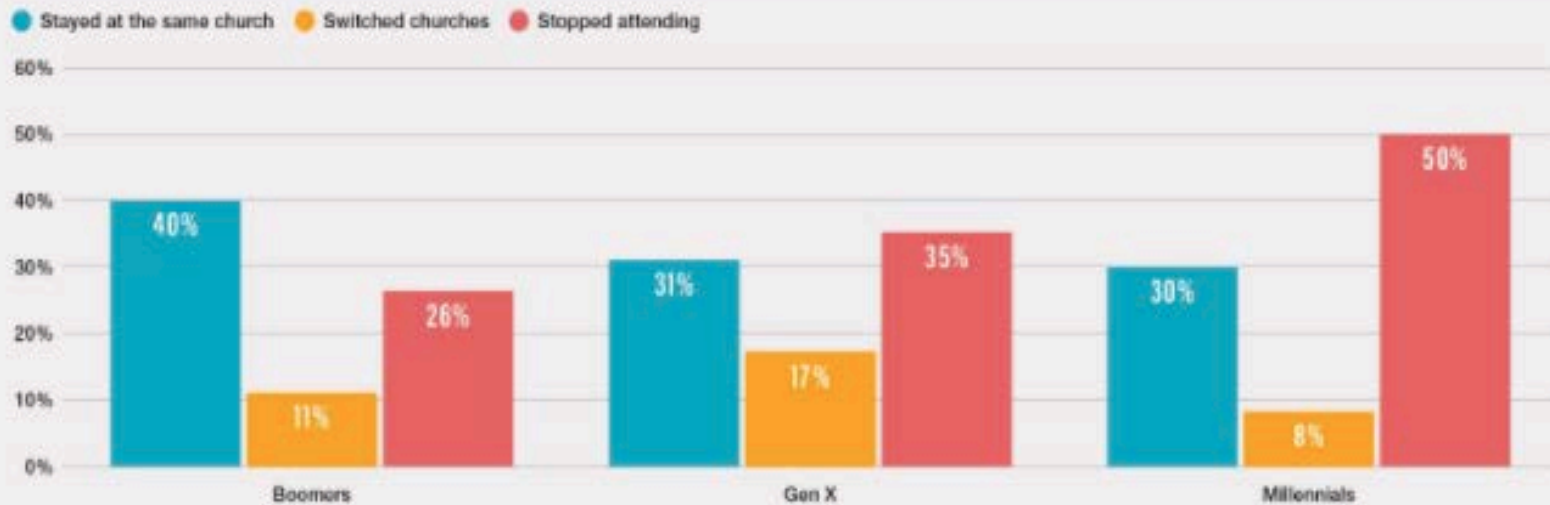
© 2020 | barna.com





COVID-19 ONLINE CHURCH ATTENDANCE, BY GENERATION

Barna STATE OF THE CHURCH



n=562 U.S. practicing Christians; April 28-May 11, 2020.

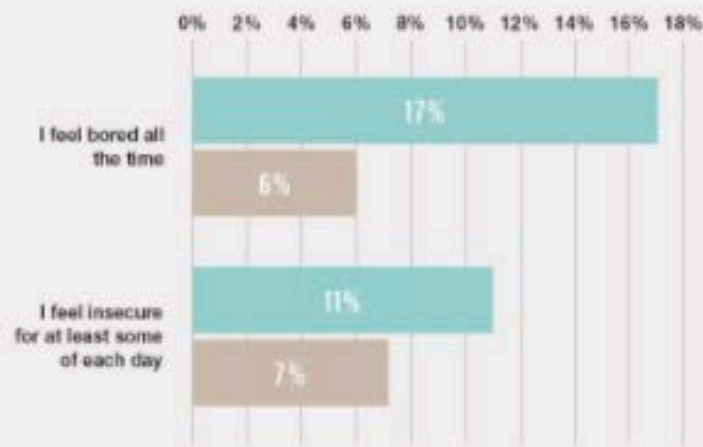
*Due to low sample size, the data for practicing Christian Elders and Gen Z are not shown.

© 2020 | barna.com

EMOTIONS & COVID-19 ONLINE CHURCH ATTENDANCE

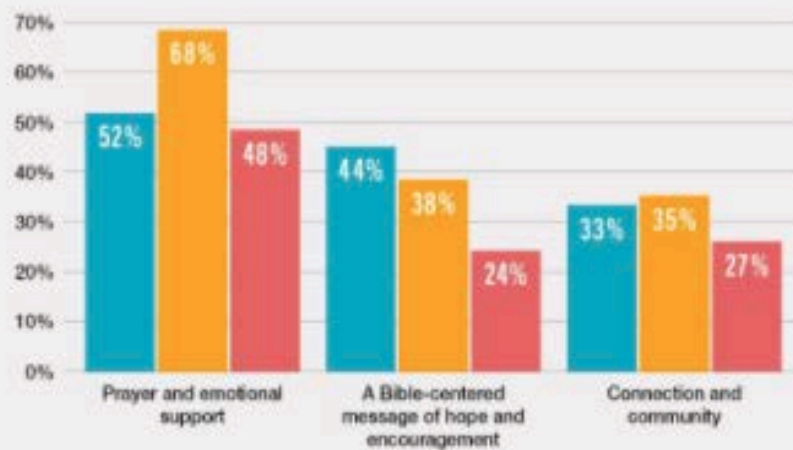
Barna STATE OF THE CHURCH

- Practicing Christians who have stopped attending church
- All other practicing Christians



What type of support do you need from your church right now?

- Stayed at the same church
- Switched churches
- Stopped attending



n=562 U.S. practicing Christians; April 28-May 11, 2020.

© 2020 | barna.com



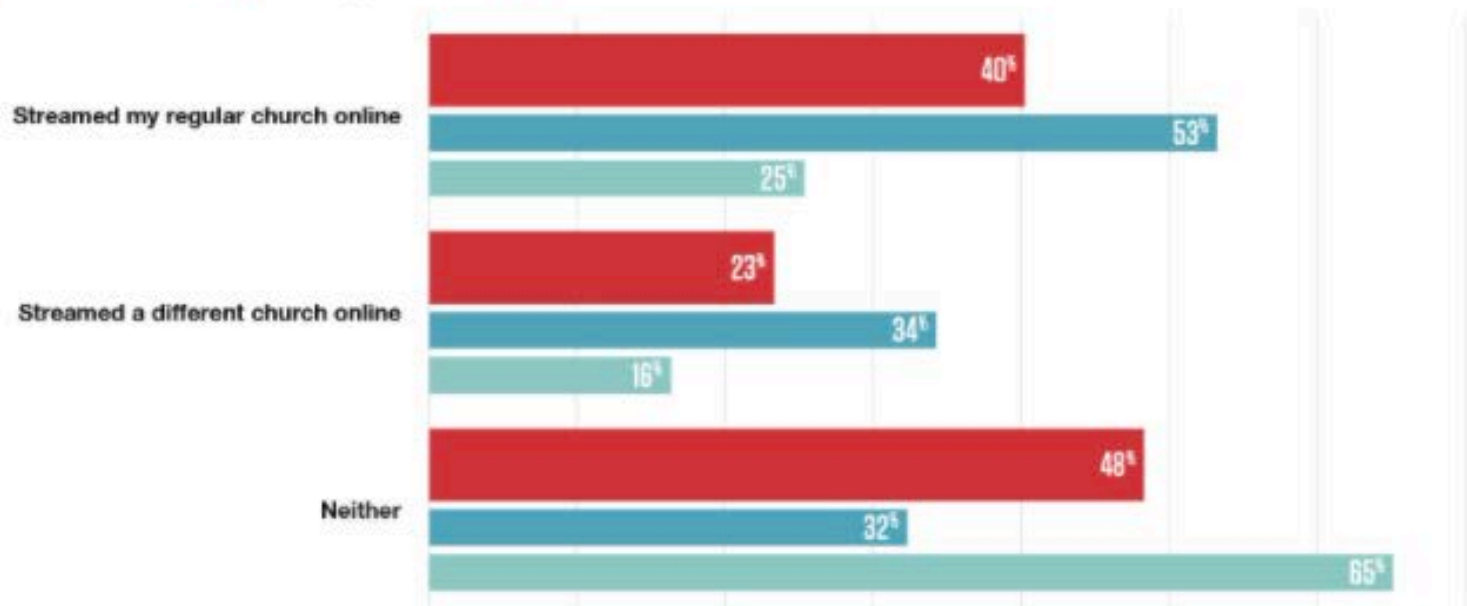
ARE CHURCHED ADULTS ATTENDING ONLINE SERVICES?

Barna



IN THE PAST FOUR WEEKS, I HAVE...

● Churched adults ● Practicing Christians ● All other churched adults



COME HOLY SPIRIT



What Then Shall We Do?

COME HOLY SPIRIT



**“Love the Lord your God with
all your heart and with all
your soul and with all your
strength and with all your
mind”;**

**‘Love your neighbor as
yourself.’ (Luke 10:27, NIV)**

COME HOLY SPIRIT

Secretary 's Report

**North American
Division
2020 Year End
Meetings**

