

**“Are you pro or against Covid-19 vaccination?”  
Closer Look at North American Division  
Members’ Attitudes**

**Study commissioned by NAD**

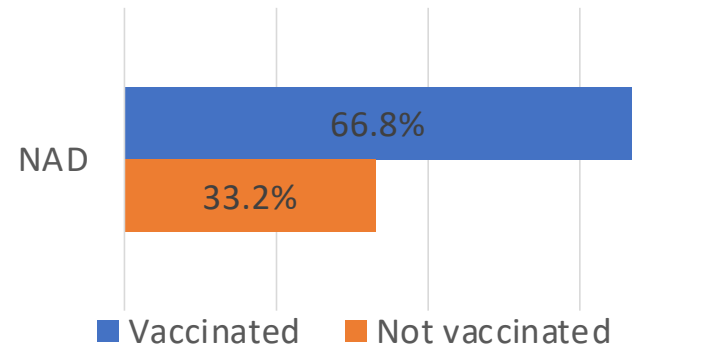
**Petr Činčala, Injae Son, Angeline Brauer**



INSTITUTE *of* CHURCH MINISTRY

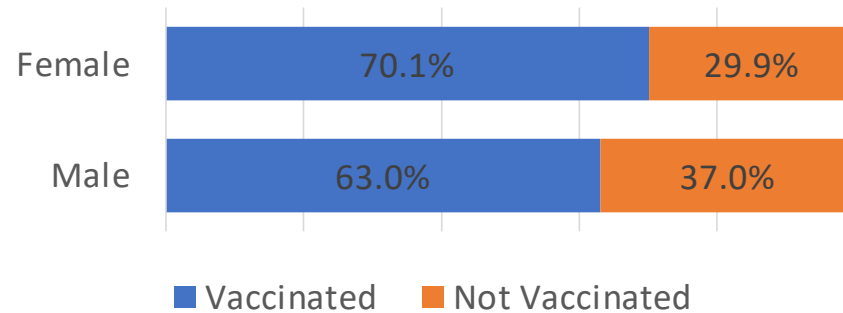
## NAD and Covid-19 Vaccination

NAD	Count	(%)
Partially or fully vaccinated for COVID-19	761	66.8
Not vaccinated for COVID-19	378	33.2
Total	1139	100.0



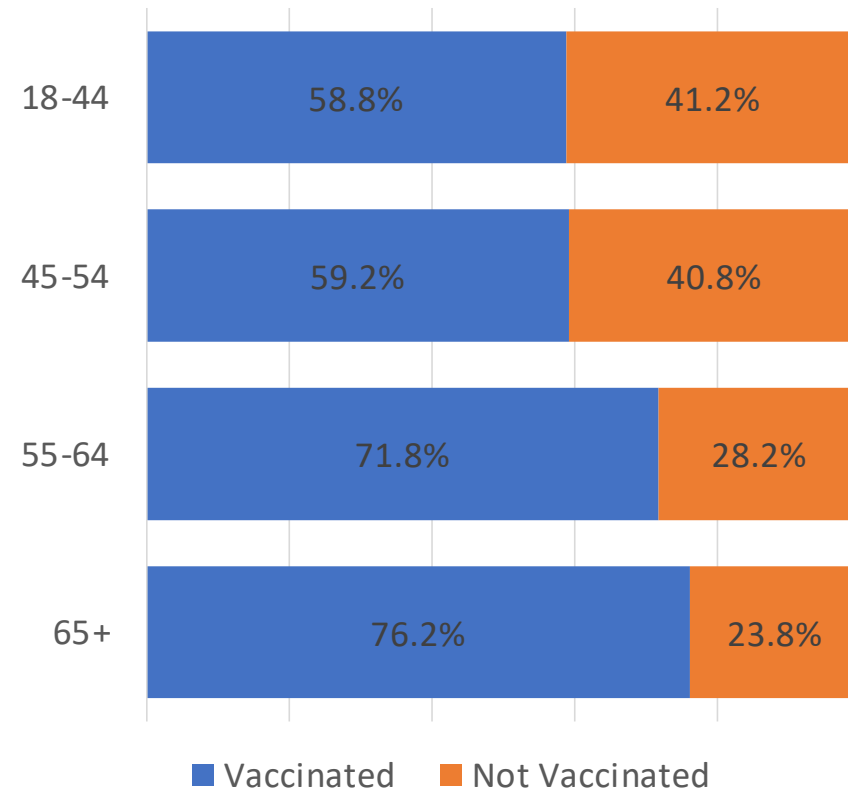
Gender	Count	(%)
Female	615	54.0
Male	433	38.0
No answer	91	8.0
Total	1139	100.0

### By Gender



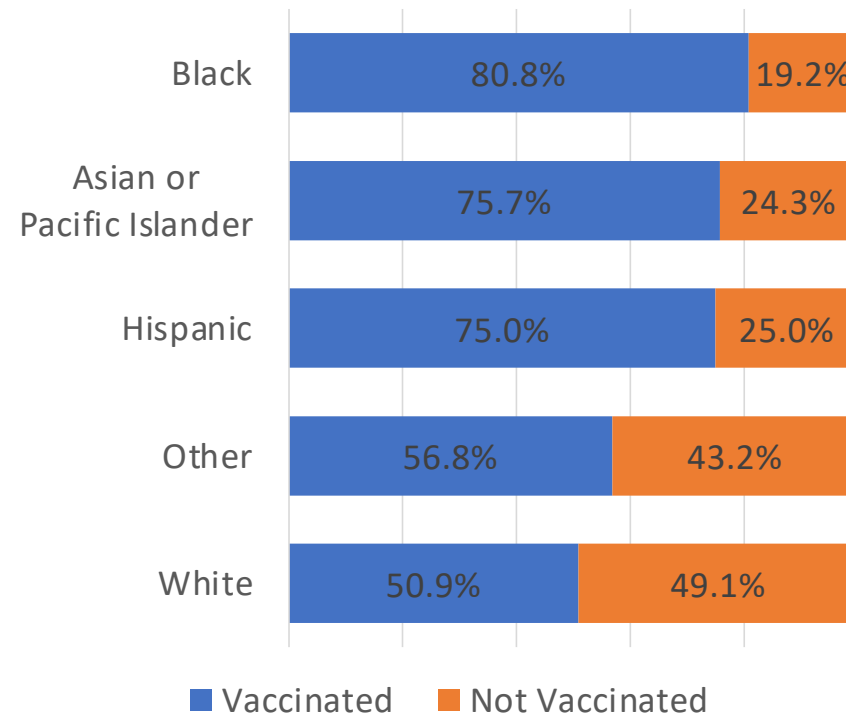
## NAD and Covid-19 Vaccination by Age

Age	Count	(%)
18-24	50	4.4
25-34	82	7.2
35-44	135	11.9
45-54	196	17.2
55-64	234	20.5
65-74	233	20.5
75+	111	9.7
No answer	98	8.6
Total	1139	100.0



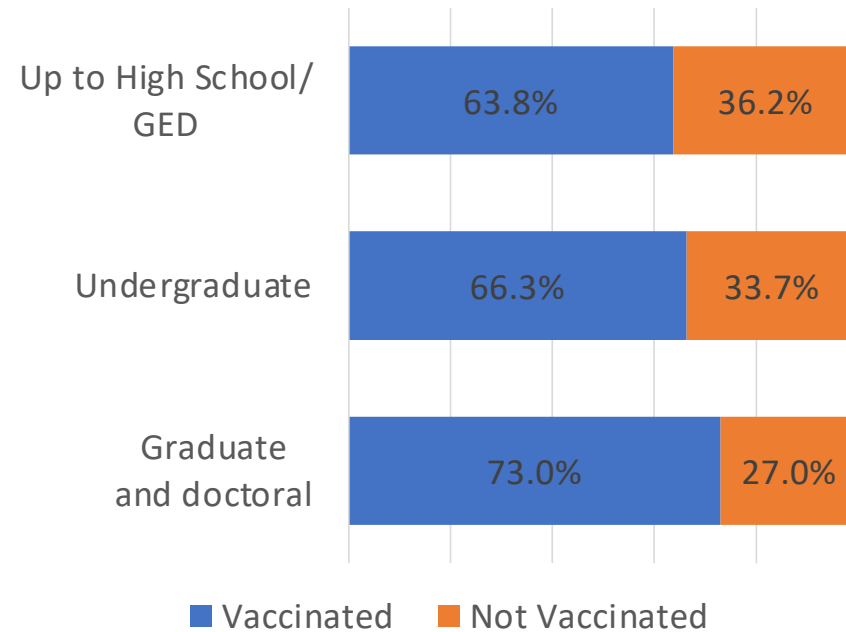
## NAD and Covid-19 Vaccination by Race/Ethnicity

Race/Ethnicity	Count	(%)
Black	328	28.8
Asian or Pacific Islander	140	12.3
Hispanic	140	12.3
Other	37	3.3
White	391	34.3
No answer	103	9.0
Total	1139	100.0



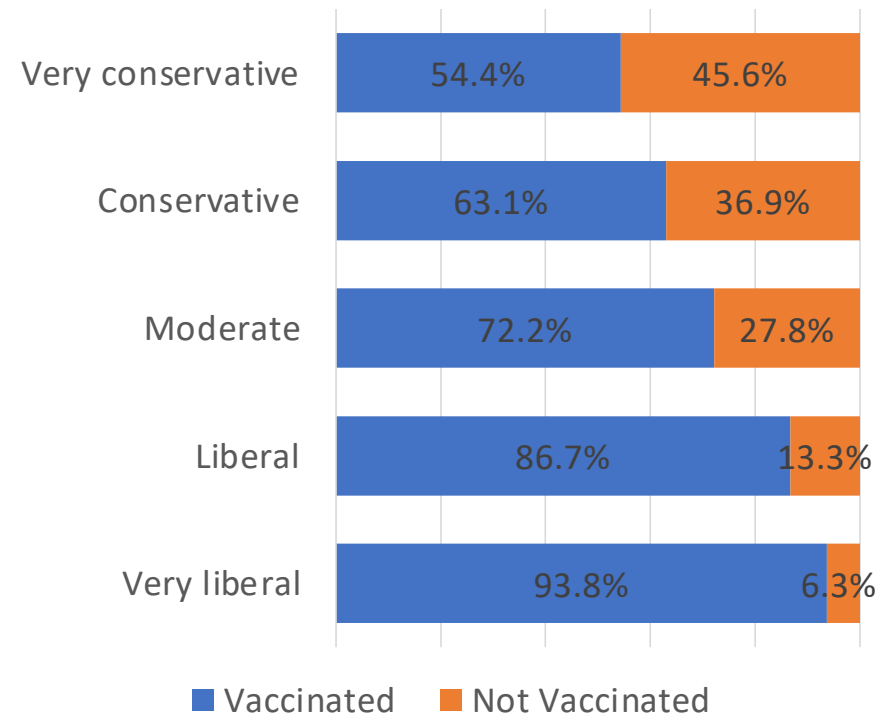
## NAD and Covid-19 Vaccination by Education

Education	Count	(%)
Some high school	80	7.0
Highschool graduate/GED	254	22.3
College/University Grad.	466	40.9
Master's level	172	15.1
Doctoral level	54	4.7
No answer	113	9.9
Total	1139	100.0



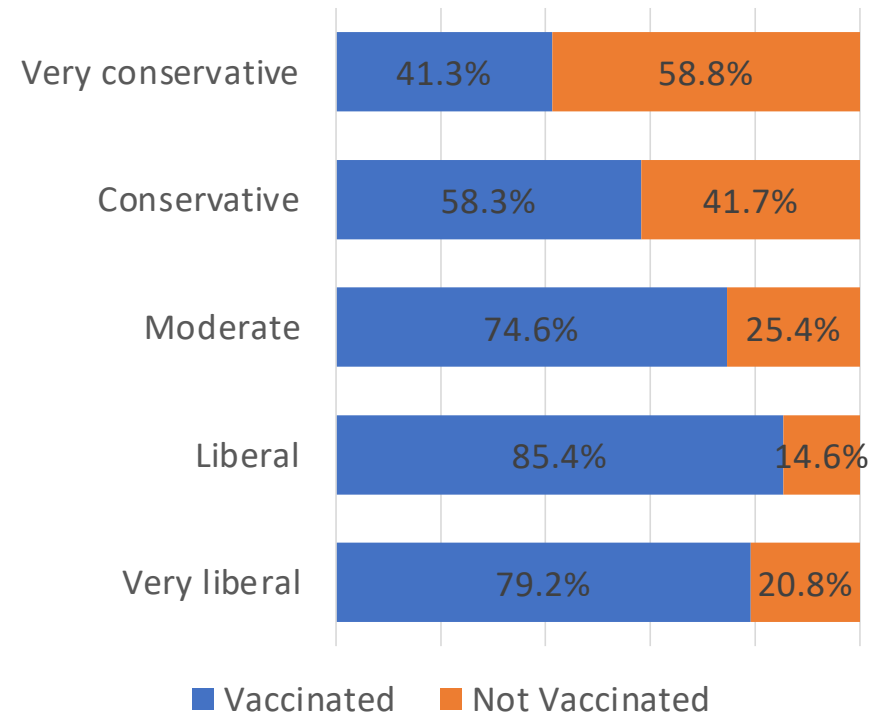
## NAD and Covid-19 Vaccination by Religious Views

Religious views	Count	(%)
Very conservative	114	10.0
Conservative	463	40.6
Moderate	338	29.7
Liberal	60	5.3
Very liberal	16	1.4
No answer	148	13.0
Total	1139	100.0



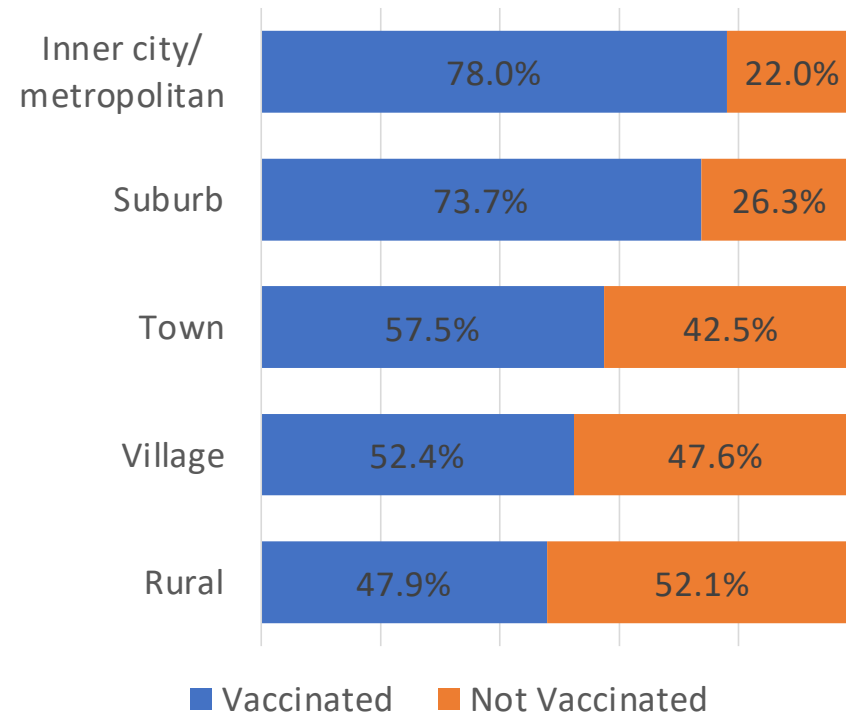
## NAD and Covid-19 Vaccination by Political Views

Political views	Count	(%)
Very conservative	80	7.0
Conservative	314	27.6
Moderate	445	39.1
Liberal	89	7.8
Very liberal	24	2.1
No answer	187	16.4
Total	1139	100.0



## NAD and Covid-19 Vaccination by Church Location

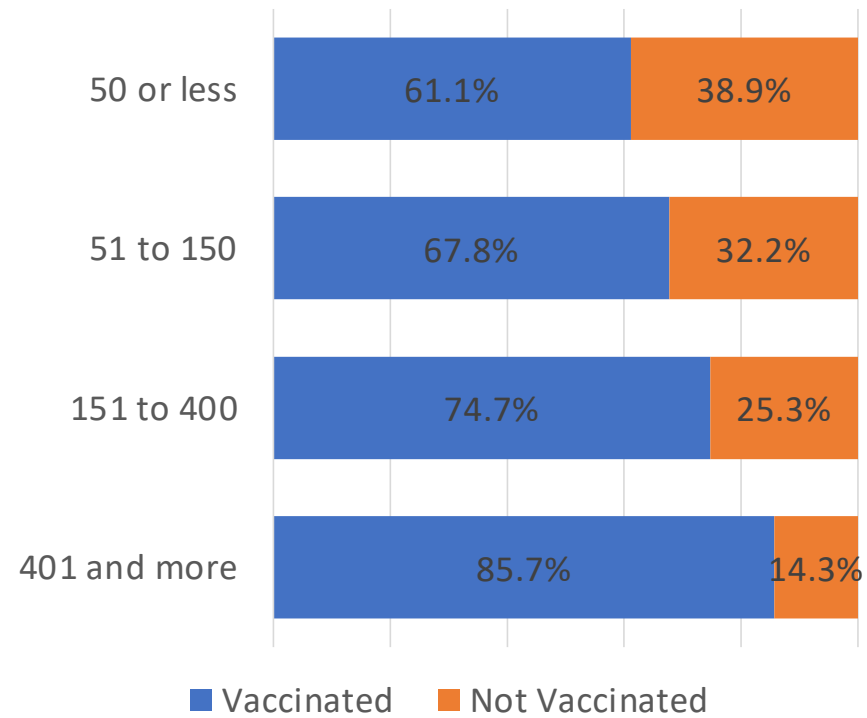
Church Location	Count	(%)
Inner city/metropolitan	346	30.4
Suburb	217	19.1
Town	320	28.1
Village	21	1.8
Rural	94	8.3
No answer	141	12.4
Total	1139	100.0





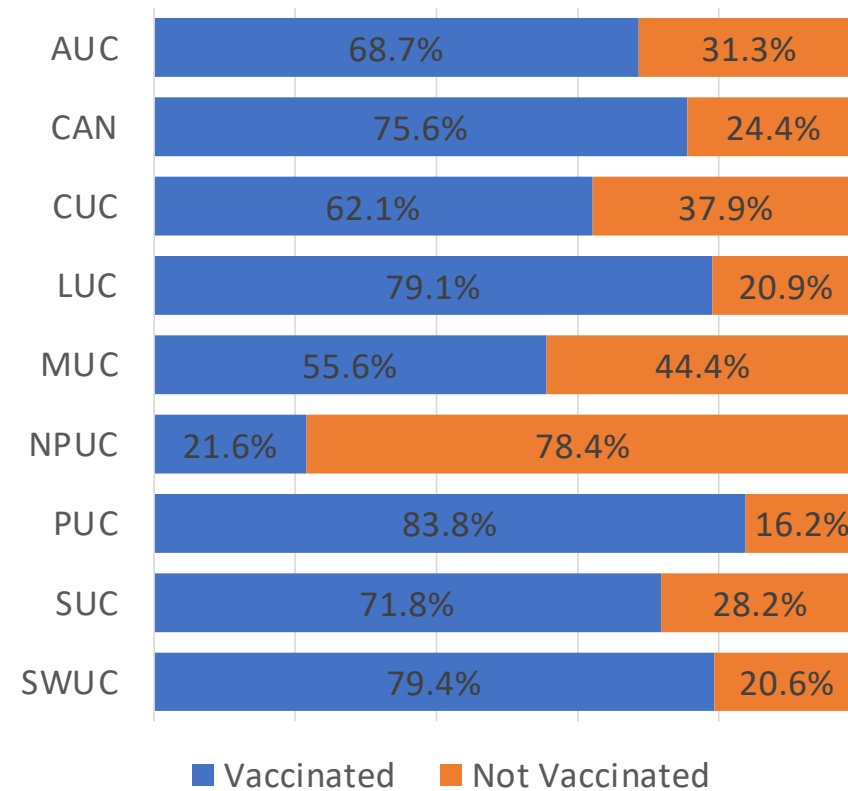
## NAD and Covid-19 Vaccination by Church Size

Church Size	Count	(%)
50 or less	422	37.1
51 to 150	363	31.9
151 to 400	198	17.4
401 and more	21	1.8
No answer	135	11.9
Total	1139	100.0



## NAD and Covid-19 Vaccination by Unions

NAD Unions	Count	(%)
AUC	67	5.9
CAN	135	11.9
CUC	153	13.4
LUC	91	8.0
MUC	153	13.4
NPUC	51	4.5
PUC	68	6.0
SUC	156	13.7
SWUC	131	11.5
No answer	134	11.8
Total	1139	100.0



## NAD and Covid-19 Vaccination Not vaccinated: Why not?

Answer Choices	Count	(%)
Provided reason	315	83.3
Did not answer	63	16.7
Total unvaccinated	378	100.0

Open ended answer categories	Count	(%)
Hesitancy (lack of confidence)	242	76.8
Natural immunity preferred	39	12.4
Freedom of choice	35	11.1
In conflict with religious beliefs	25	7.9
Medical conditions	21	6.7
No need	18	5.7

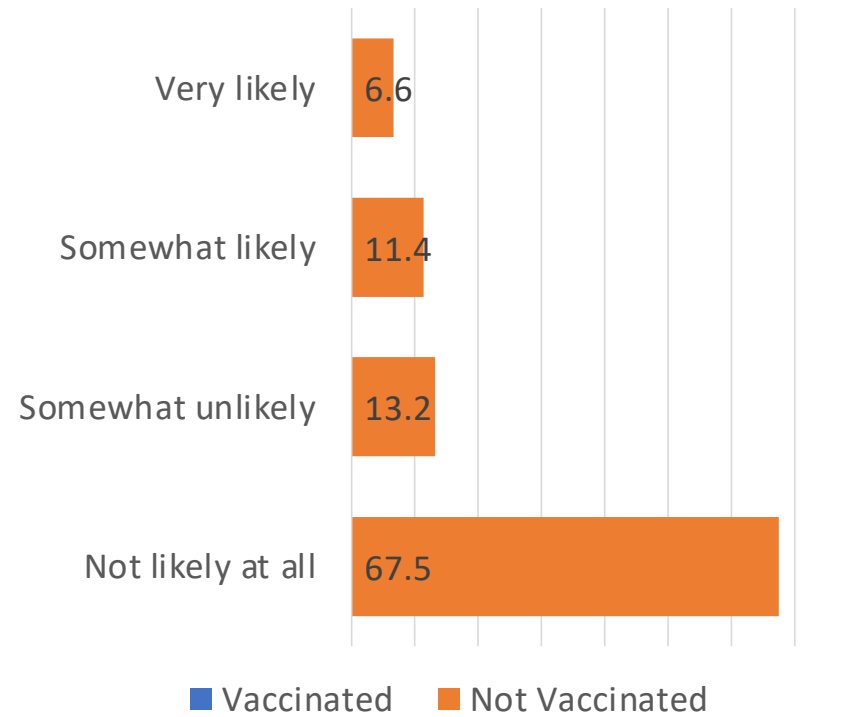


INSTITUTE  
of CHURCH  
MINISTRY

# NAD and Covid-19 Vaccination

## How likely are you to get the vaccine sometime in the future?

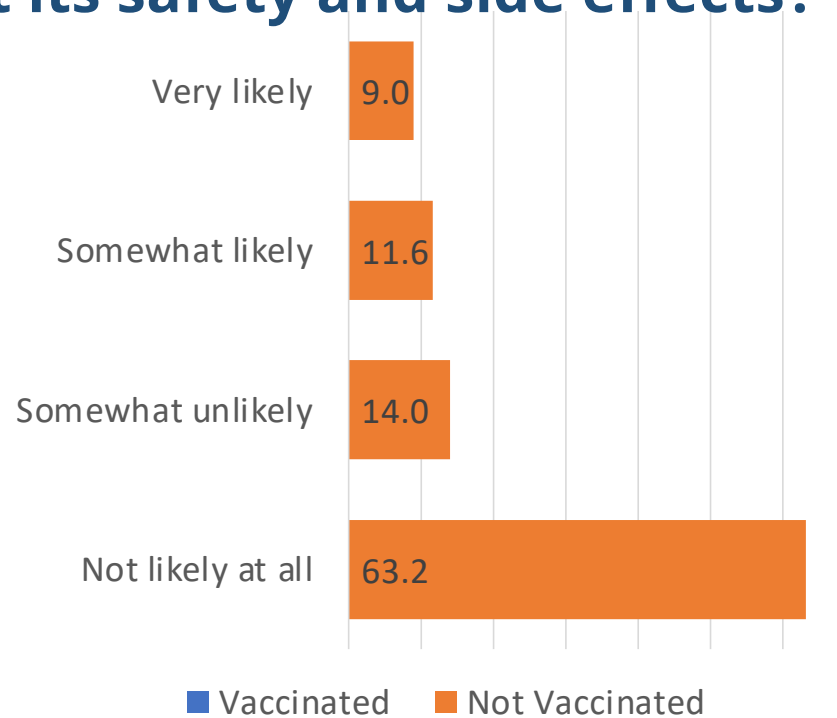
Answer Choices	Count	(%)
Very likely	25	6.6
Somewhat likely	43	11.4
Somewhat unlikely	50	13.2
Not likely at all	255	67.5
No answer	5	1.3
Total	378	100.0



## NAD and Covid-19 Vaccination

### How likely would you be to get the vaccine if you understood more about its safety and side effects?

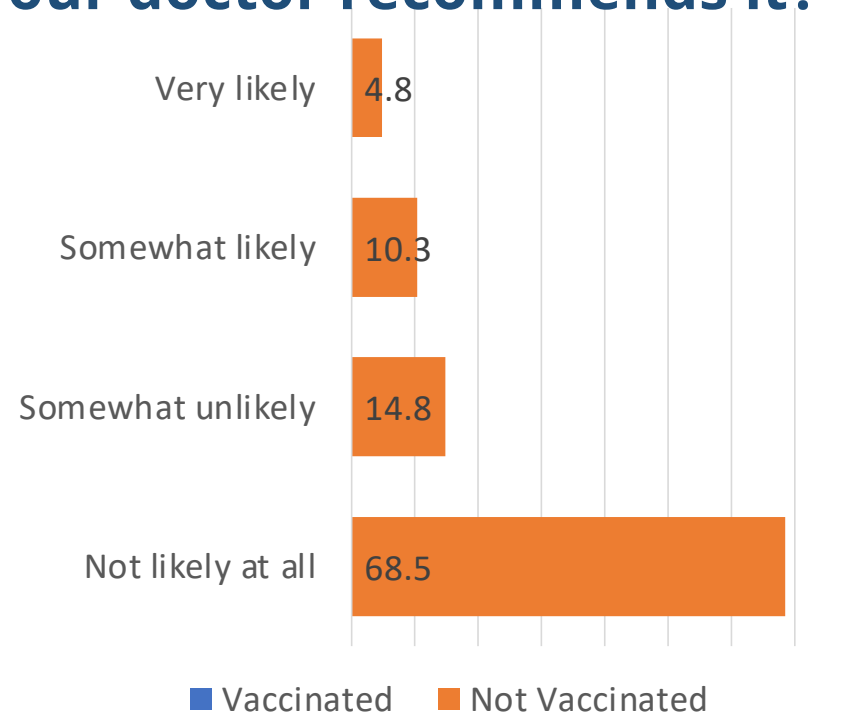
Answer Choices	Count	(%)
Very likely	34	9.0
Somewhat likely	44	11.6
Somewhat unlikely	53	14.0
Not likely at all	239	63.2
No answer	8	2.1
Total	378	100.0



## NAD and Covid-19 Vaccination

### How likely are you to get the vaccine if your doctor recommends it?

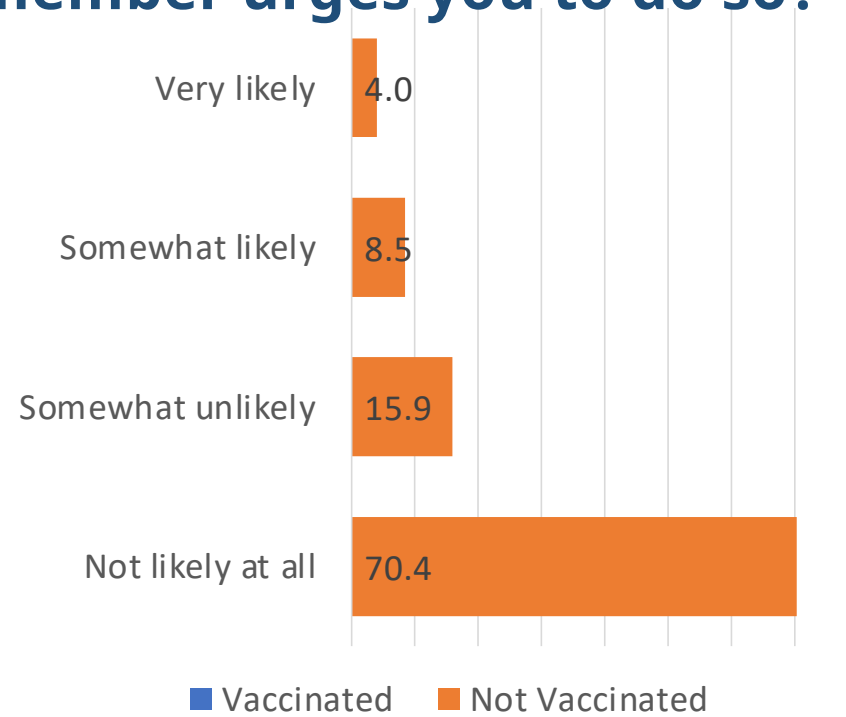
Answer Choices	Count	(%)
Very likely	18	4.8
Somewhat likely	39	10.3
Somewhat unlikely	56	14.8
Not likely at all	259	68.5
No answer	6	1.6
Total	378	100.0



## NAD and Covid-19 Vaccination

### How likely are you to get the vaccine if a family member urges you to do so?

Answer Choices	Count	(%)
Very likely	15	4.0
Somewhat likely	32	8.5
Somewhat unlikely	60	15.9
Not likely at all	266	70.4
No answer	5	1.3
Total	378	100.0



## NAD and Covid-19 Vaccination Vaccinated: Any side effects?

Answer Choices	Count	(%)
Yes, I had side effects	279	36.7
No side effects	431	56.6
No answer	51	6.7
Total vaccinated	761	100.0

Answer Choices	Count	(%)
Reported to VAERS	35	4.6
Not reported to VAERS	399	52.4
No answer	326	42.8
Total vaccinated	761	100.0

Side effects – most frequent words	Count	(%)
Fever	73	26.2
Pain(full)	56	20.1
Sore(ness)	56	20.1
Headache	47	16.8
Aches	45	16.1
Arm(s)	43	15.4
Chills	41	14.7
Tired(ness)	27	9.7
Fatigue	25	9.0
Flu	17	6.1
Weak(ness)	13	4.7



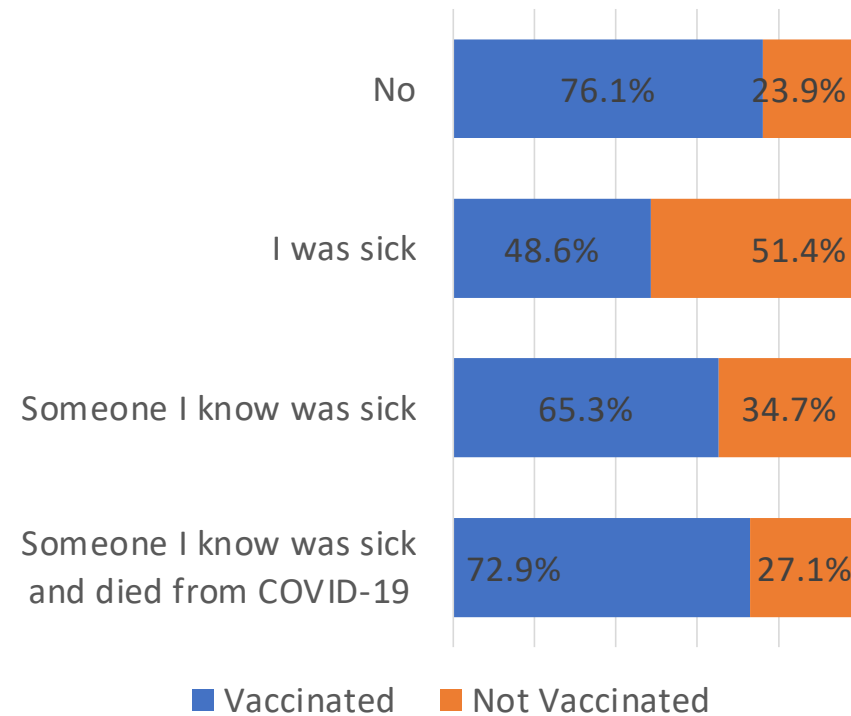
INSTITUTE  
of CHURCH  
MINISTRY



## NAD and Covid-19 Vaccination

### Have you or someone you know had COVID-19?

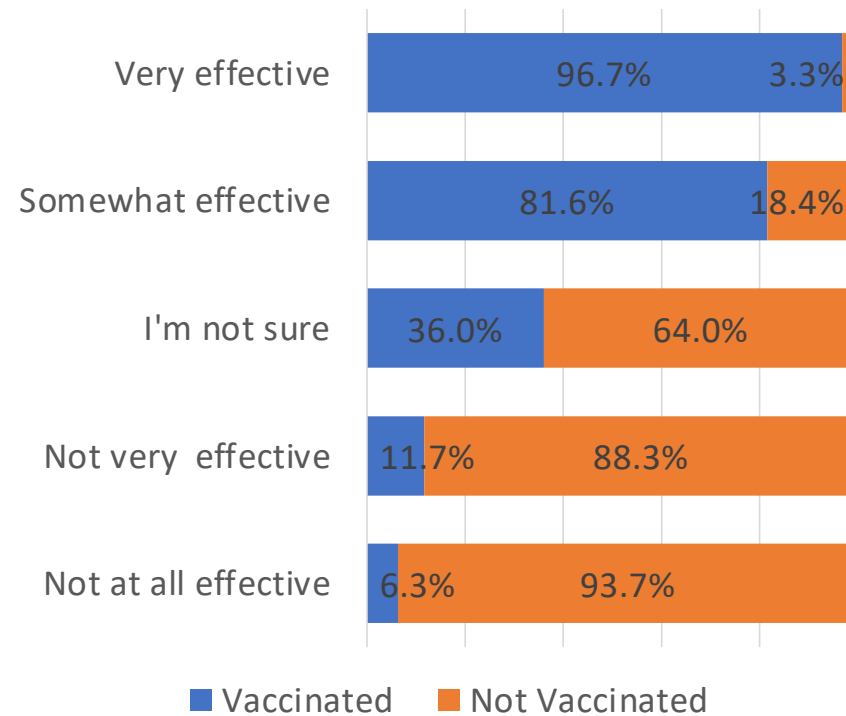
Answer Choices	Count	(%)
No	159	14.0
I was sick	177	15.5
Someone I know was sick	545	47.8
Someone I know was sick and died from COVID-19	288	25.3
Total	1139	100.0



## NAD and Covid-19 Vaccination

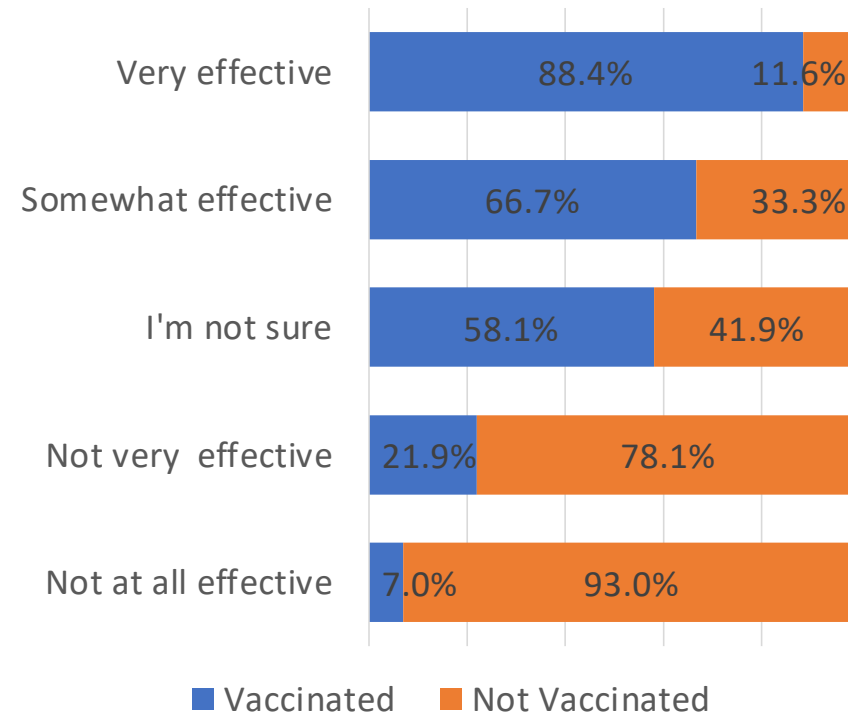
### Usefulness of vaccines in preventing the spread of COVID-19

Answer Choices	Count	(%)
Very effective	430	42.9
Somewhat effective	201	20.0
I'm not sure	125	12.5
Not very effective	77	7.7
Not at all effective	111	11.1
No answer	59	5.9
Total	1003	100.0



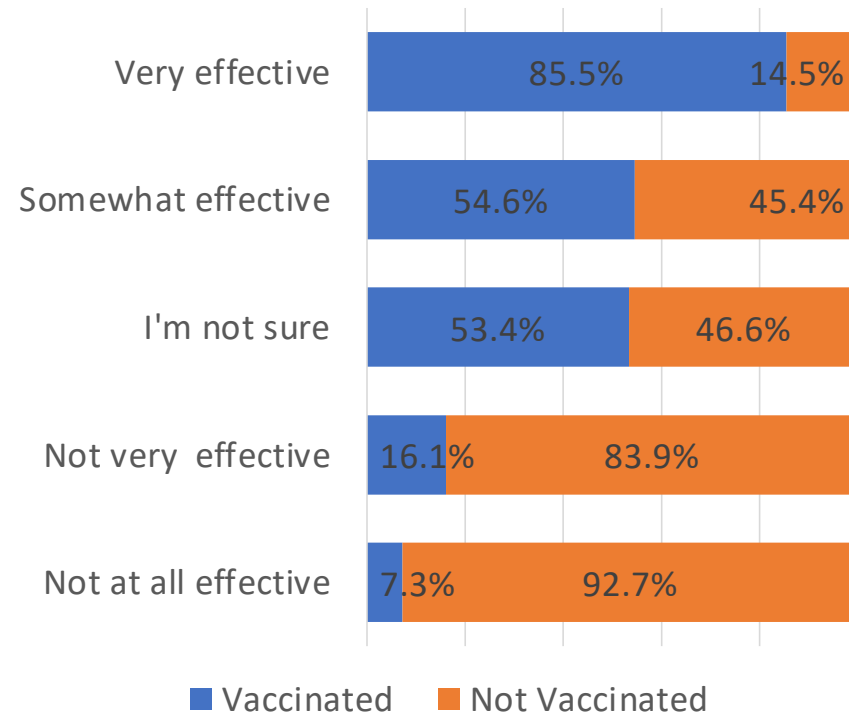
## NAD and Covid-19 Vaccination Usefulness of wearing mask in preventing the spread of COVID-19

Answer Choices	Count	(%)
Very effective	551	48.4
Somewhat effective	231	20.3
I'm not sure	93	8.2
Not very effective	105	9.2
Not at all effective	100	8.8
No answer	59	5.2
Total	1139	100.0



## NAD and Covid-19 Vaccination Usefulness of social/physical distancing in preventing the spread of COVID-19

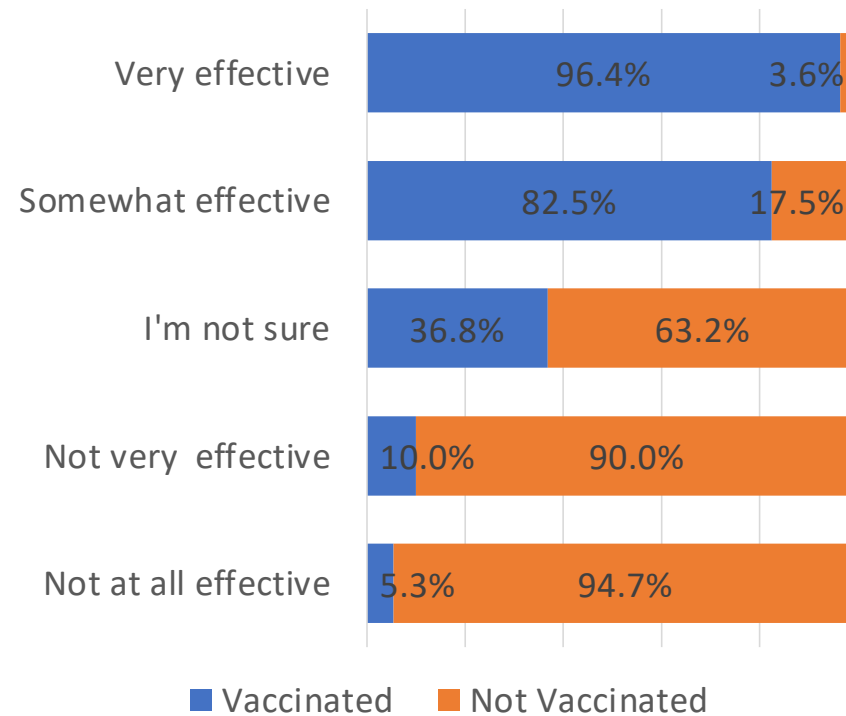
Answer Choices	Count	(%)
Very effective	606	53.2
Somewhat effective	282	24.8
I'm not sure	73	6.4
Not very effective	62	5.4
Not at all effective	55	4.8
No answer	61	5.4
Total	1139	100.0



## NAD and Covid-19 Vaccination

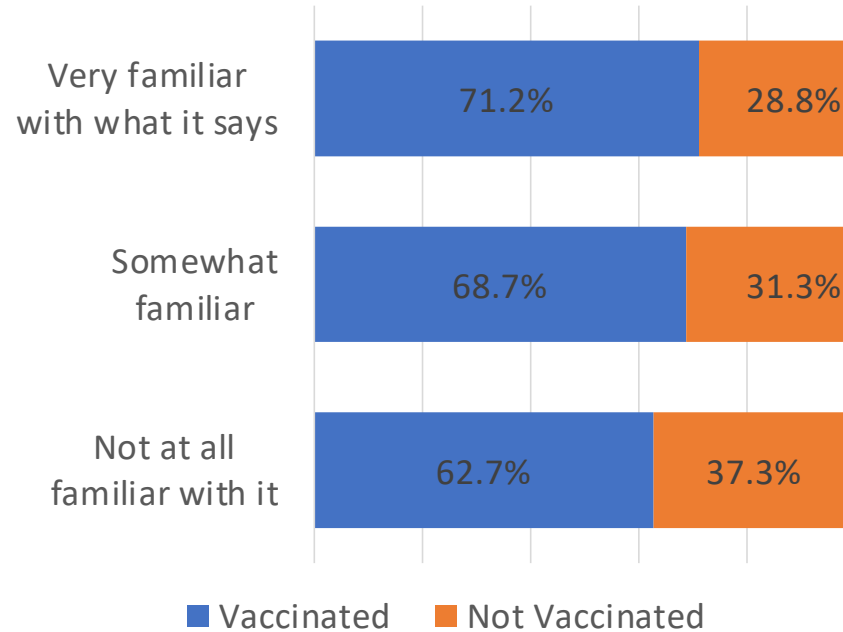
### Usefulness of vaccines in preventing the spread of COVID-19

Answer Choices	Count	(%)
Very effective	477	41.9
Somewhat effective	234	20.5
I'm not sure	144	12.6
Not very effective	90	7.9
Not at all effective	131	11.5
No answer	63	5.5
Total	1139	100.0



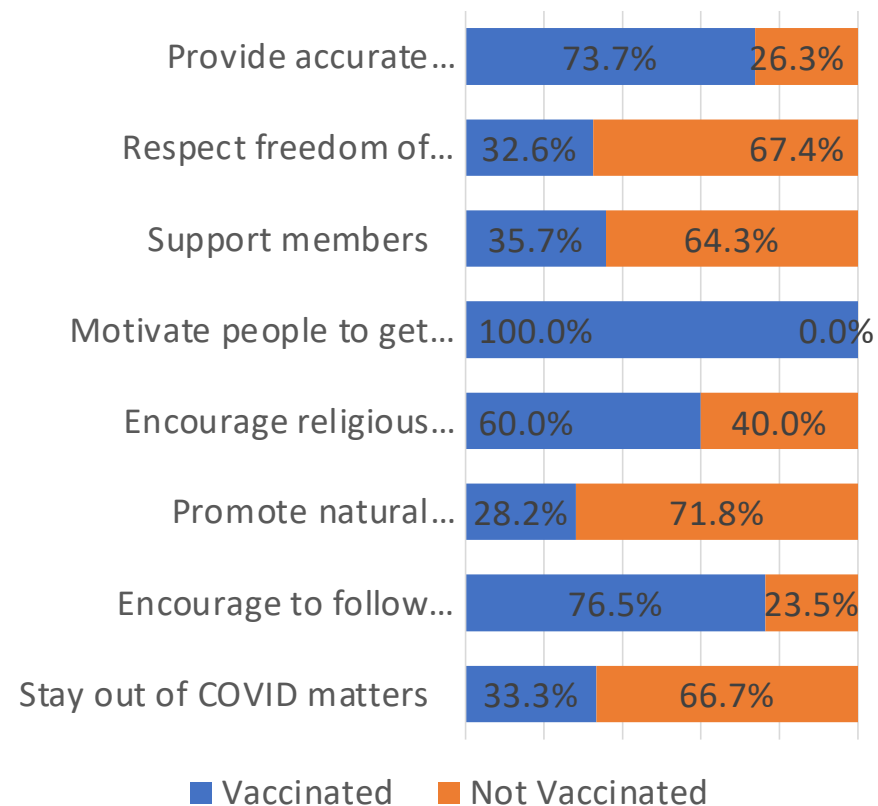
## NAD and Covid-19 Vaccination Familiarity with the GC guidance reg. immunizations

Answer Choices	Count	(%)
Very familiar with what it says	295	25.9
Somewhat familiar	355	31.2
Not at all familiar with it	421	37.0
No answer	68	6.0
Total	1139	100.0



## NAD and Covid-19 Vaccination Recommendations to the Adventist Church

Answer Categories	Count	(%)
Provide accurate information	293	39.2
Respect freedom of choice	184	24.6
Support members regardless of their view	112	15.0
Motivate people to get vaccinated	109	14.6
Encourage religious means	75	10.0
Promote natural health/health message	39	5.2
Encourage to follow protocol	34	4.5
Stay out of COVID matters	27	3.6
<b>Total</b>	<b>748</b>	<b>65.7</b>



**“Are you pro or against Covid-19 vaccination?”  
Closer Look at North American Division  
Members’ Attitudes**

**Study commissioned by NAD**

**Petr Činčala, Injae Son**



INSTITUTE *of* CHURCH MINISTRY