

2018 Year-End

Education Report



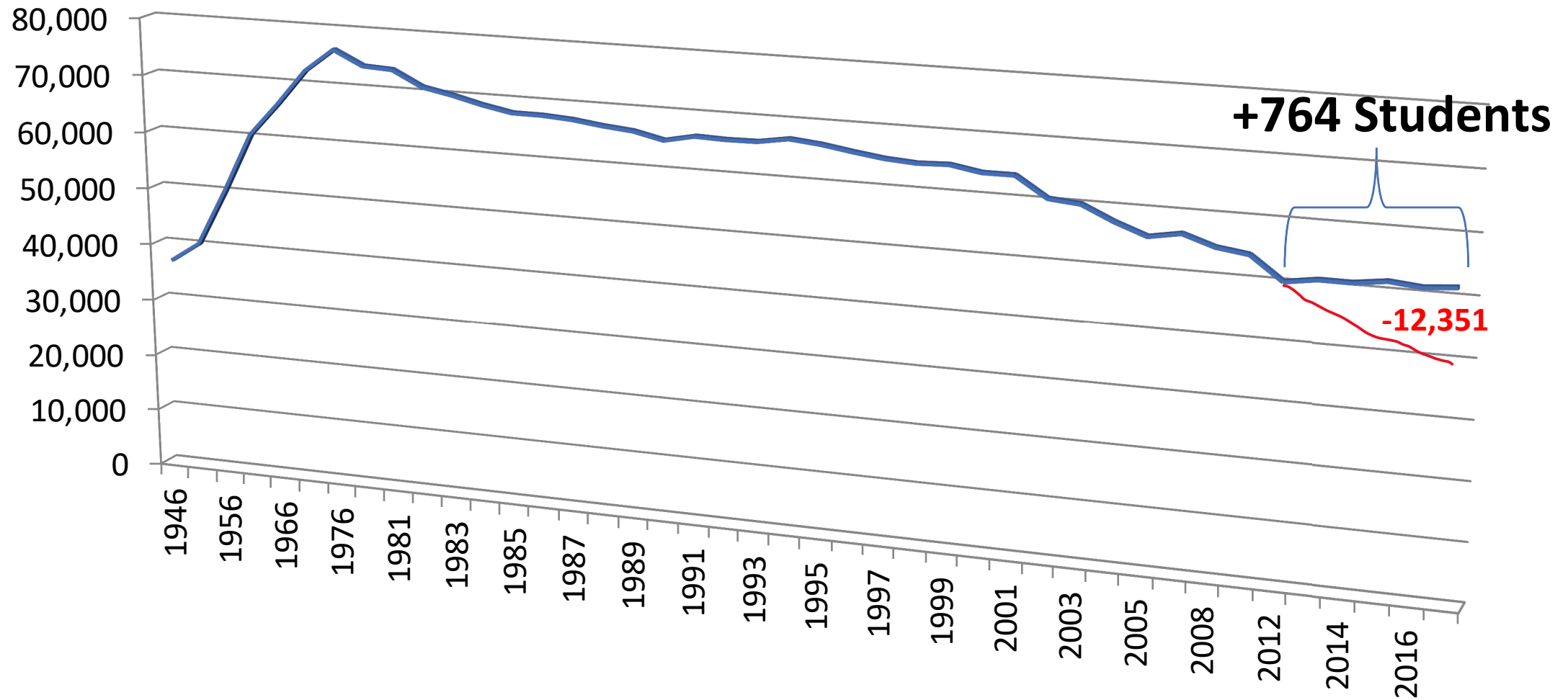
*Larry Blackmer, EdD
Vice President*



Great Things Happening

- Enrollment Turn Around
- Higher Education Collaboration
- Encounter Bible Curriculum
- Educational ALC Resources
- Digital Footprint
- Sharing Jesus EVERYDAY with the children and families

Historical Enrollment



Public Support of Private Education

- **Vouchers in Operation**

- There are 26 operating voucher programs in 15 states

- **Education Savings Accounts (ESAs) in Operation**

- There are five ESA active programs in five states

- **Tax-Credit Scholarships in Operation**

- There are 23 tax-credit scholarship programs in 18 states

- **Individual Tax Credits in Operation**

- There are five individual tax credit programs in five states

- **Canada**

- Five Province's have programs

Two Issues With Public Monies

- Caveat – parental vs institutional funding
- Strings attached –
 - LGBTQ
 - Teaching of Religion
 - Exclusive use of their textbooks

Dependence of Public Funding

- Financial dependence on public funding

- NAD WP FL 01 25

- “When a local conference or institution is authorized to accept financial assistance from the government, the union conference executive committee ***shall*** establish a ceiling in terms of a budgetary percentage which, in its judgement, provides a reasonable protection against fiscal dependence upon the government.”

- NAD WP FL 01 10 .3

- “...aid should be shunned when its acceptance would...
 - Violate applicable law,
 - Lead to excessive entanglement with the government,
 - (Financial) dependence on the government,
 - Or compromise the integrity of the Church or reduce its ability to design programs or curricula to fulfill its gospel commission”

International Students

- Most senior academies are targeting international students
- 10-30% of enrollment
- Up to \$30,000/student
 - Little or no additional content/support



Private School Stats

(Council for American Private Education)

Private School Statistics at a Glance

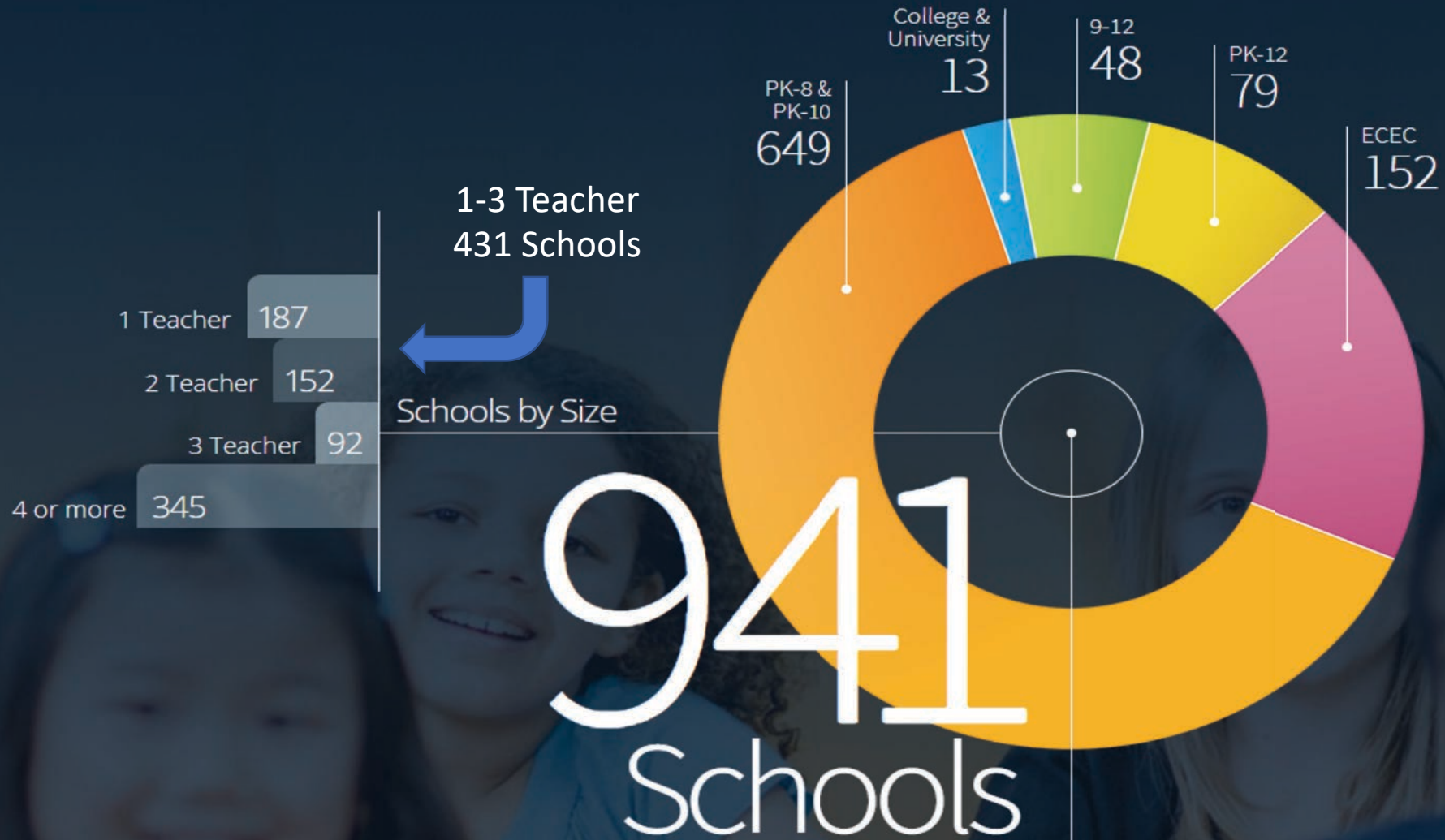
PK-12 Enrollment (2015-16)

5,751,000 (10% of all US students)


of Schools (2013-14)

34,576 (25% of all US schools)

Number of Schools



Number of Students

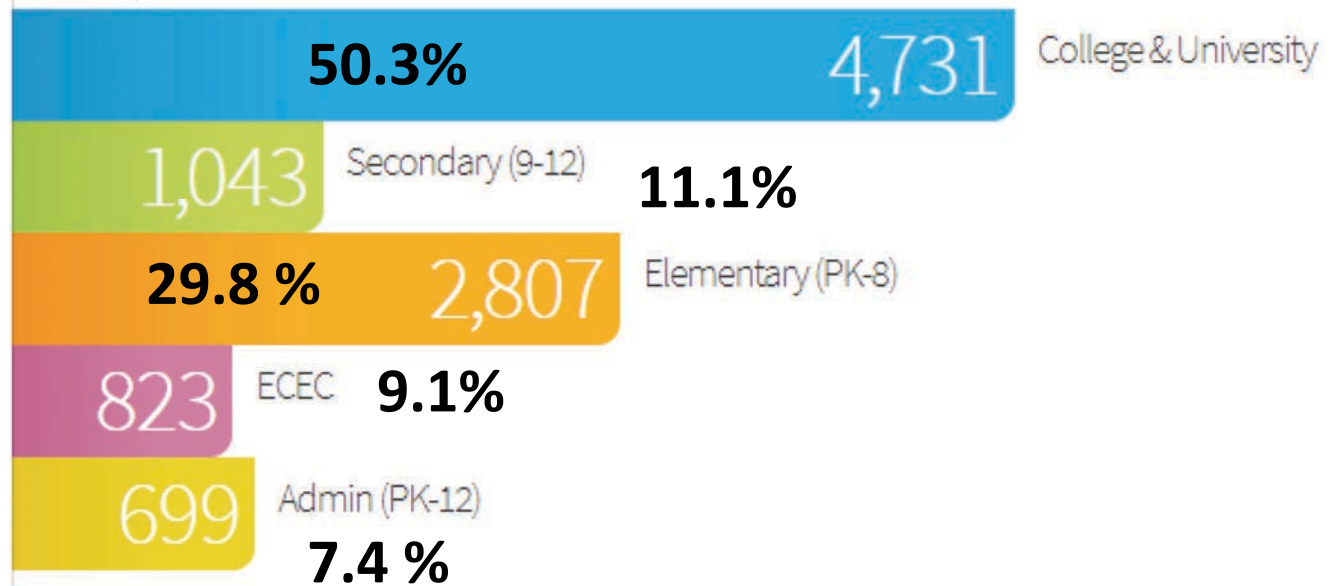


Number of Teachers

Number of schools per union

Atlantic Union Conference	55
Columbia Union Conference	76
Lake Union Conference	76
Mid-America Union Conference	70
North American Division Union	12
North Pacific Union Conference	107
Pacific Union Conference	122
SDA Church in Canada Union	42
Southern Union Conference	157
Southwestern Union Conference	59

9,404 Teachers (Head count)





Thank You!