

Secretary's Report

North American Division
2017 Year End Meetings

Presented by
G. Alexander Bryant

New Perspectives





A Debt of Gratitude

- **MY STAFF**

- **Carolyn Forrest**

- **Melissa Gottlieb**

- **Marialyce Fordham**

- **Angel McLaren**

- **Sharri Davenport**

- **Valerie Robbins**

- **Orna Garnett**

- **Ashley Deshay**

- **Chandler Riley**

Kyoshin Ahn

Elden Ramirez

Ernest Hernandez

Sarah Kelly

Michael Martel

Pearly David

Andrea Keele

Benjamin Speegle

Meredith Carter



Office of Secretariat

Archives and Statistics*
Human Resources
ISE Program *
Office of Human Relations
Office of Volunteers
Secretariat



Membership

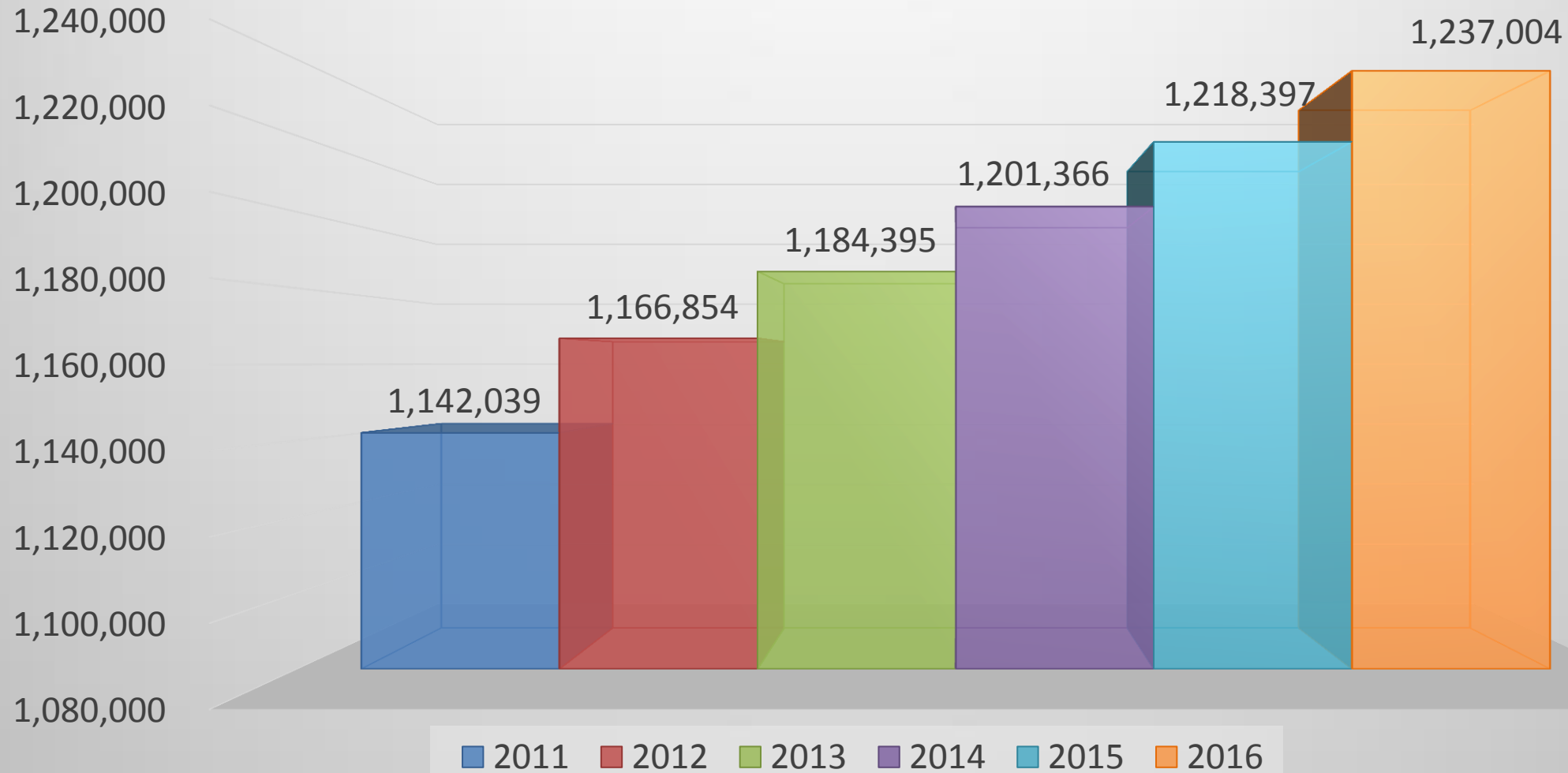
Membership

- **1,243,316 Members**
- **5,530 Churches**
- **833 Companies**

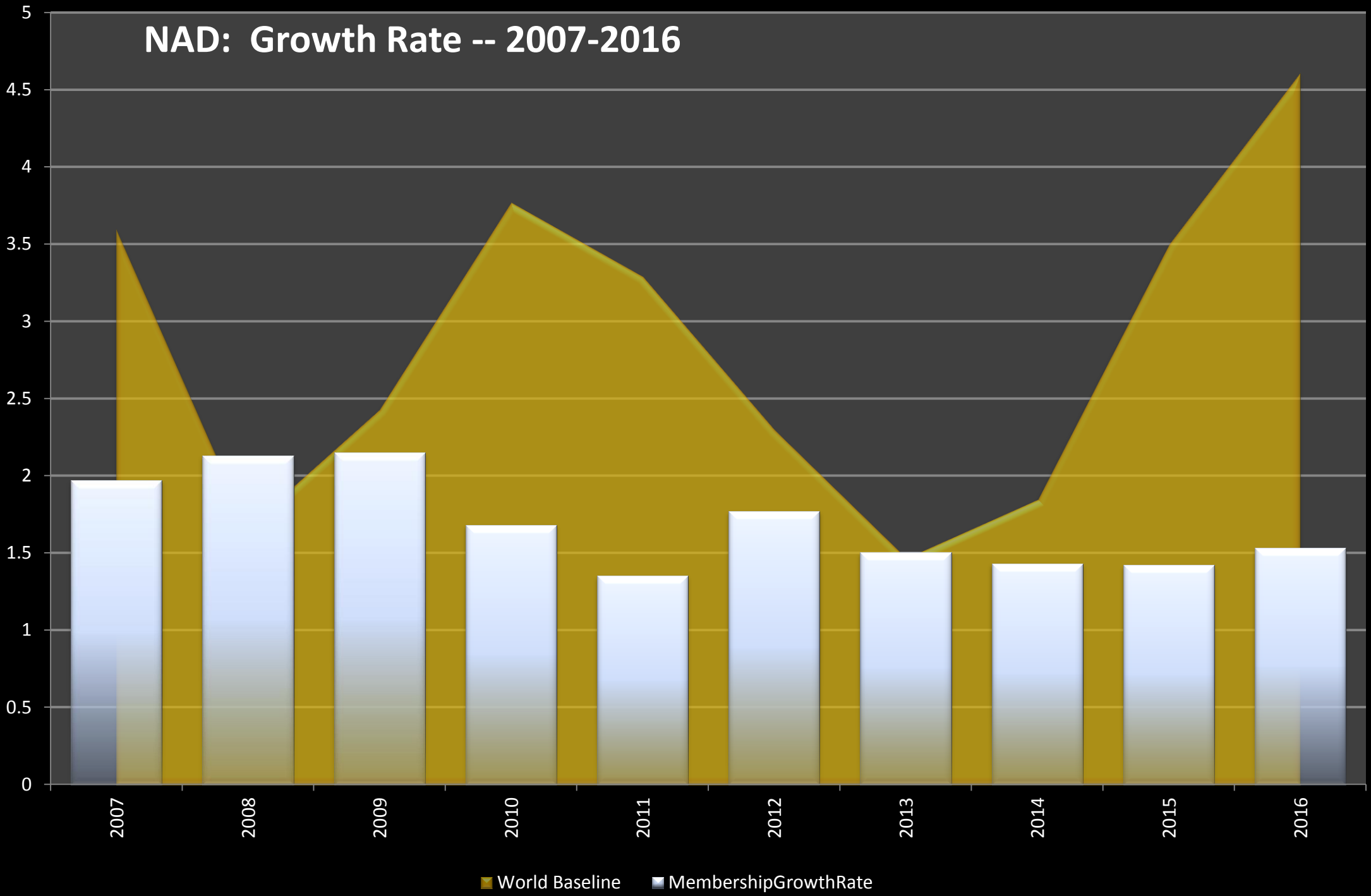
(Membership as of June 30, 2017)



North American Division Membership -- 2011-2016

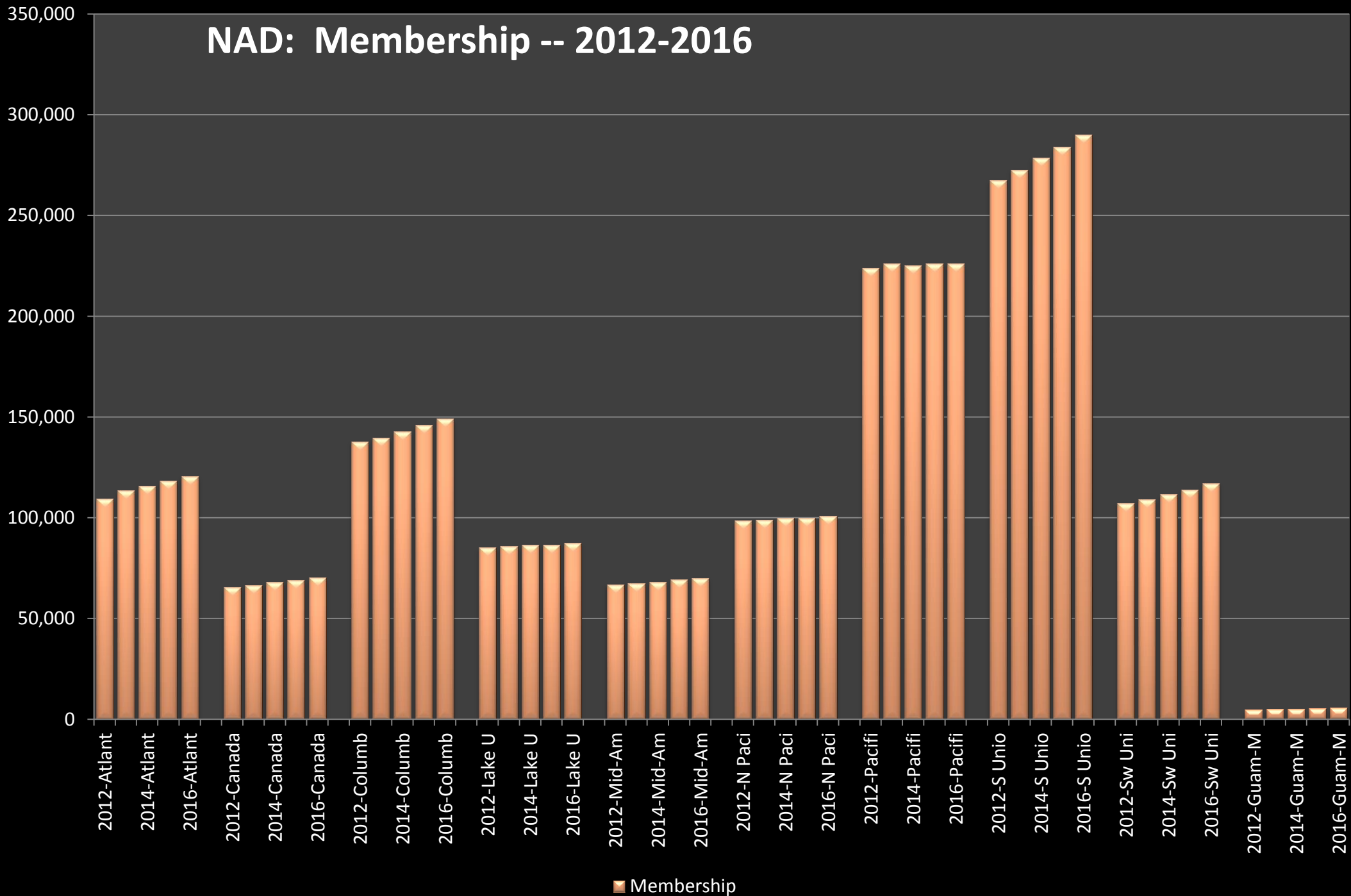


NAD: Growth Rate -- 2007-2016



■ World Baseline ■ MembershipGrowthRate

NAD: Membership -- 2012-2016



Accession Rate

Additions by baptism and profession of faith for every 100 members at beginning of year	2011	3.51%
	2012	3.41%
	2013	3.19%
	2014	2.95%
	2015	3.07%
	2016	2.97%

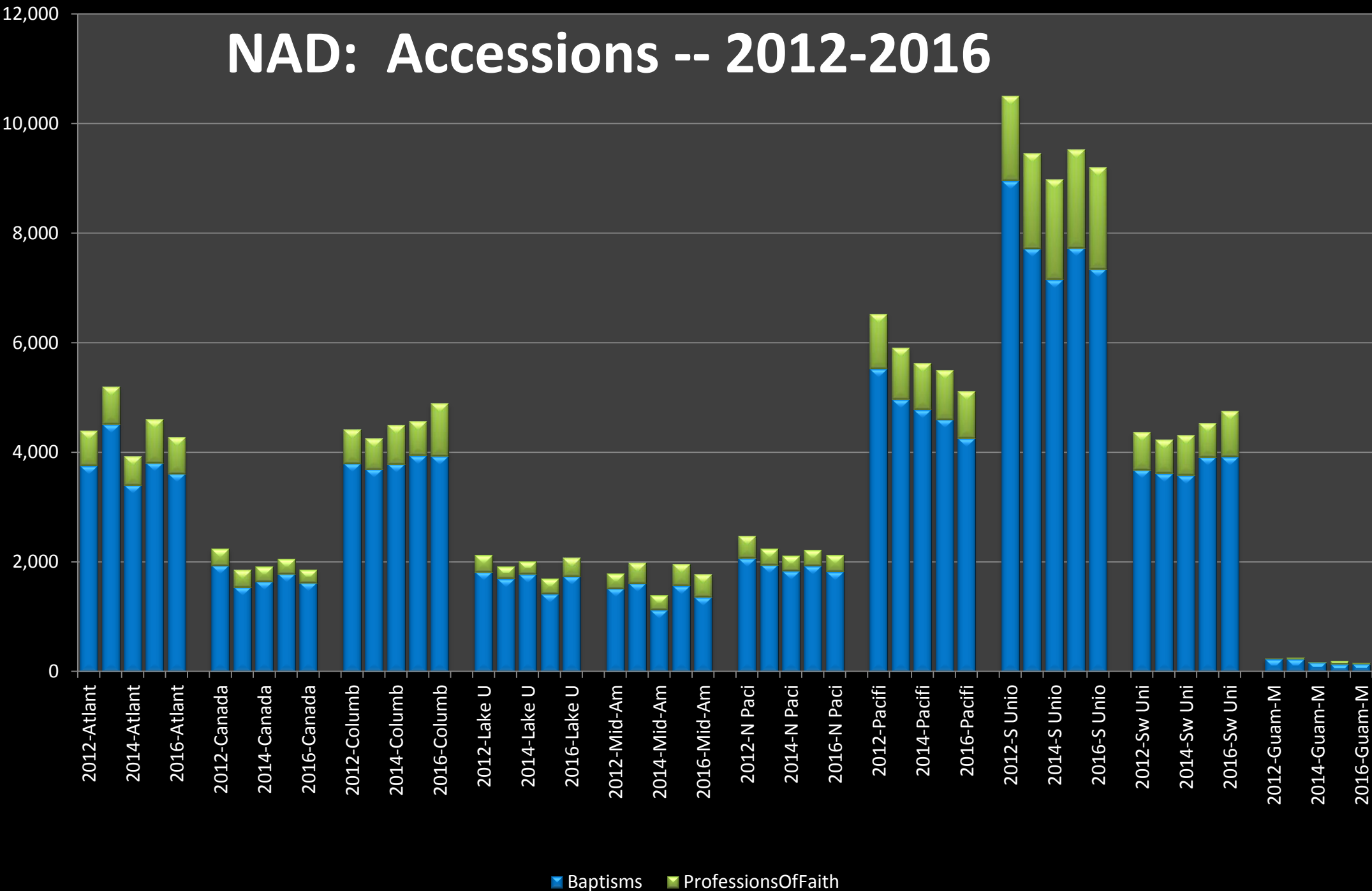


Rate of Net Growth



■ 2011	15,224	1.35%
■ 2012	20,329	1.77%
■ 2013	17,541	1.50%
■ 2014	16,971	1.43%
■ 2015	17,031	1.42%
■ 2016	18,607	1.53%

NAD: Accessions -- 2012-2016



■ Baptisms ■ ProfessionsOfFaith



Baptisms & Profession of Faith

- 2011 39,504
- 2012 39,060
- 2013 37,277
- 2014 34,930
- 2015 36,829
- 2016 36,226
- 6 Year Total 223,826





Average Daily Accessions

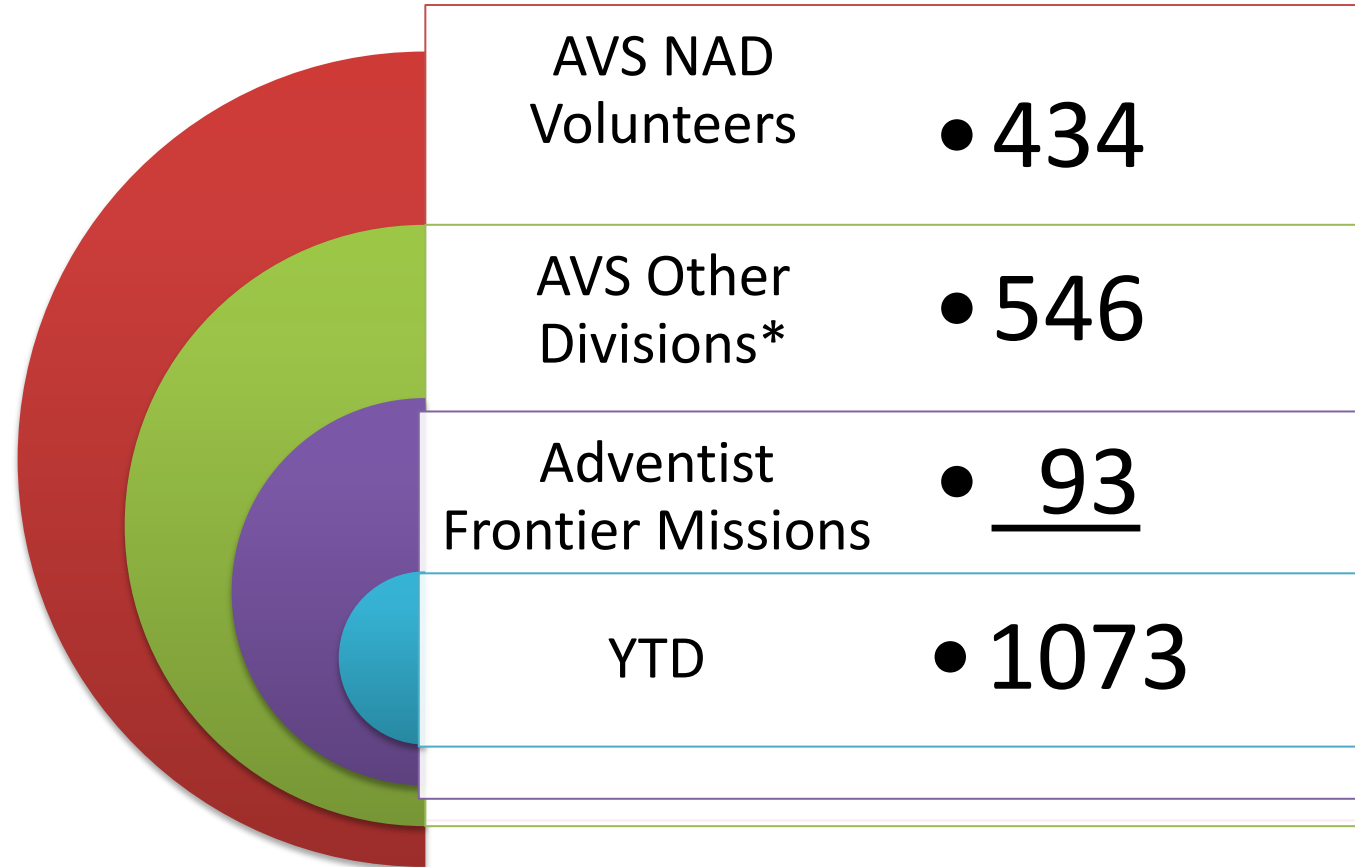


- Baptisms & Professions
of Faith 36,226
- Average Daily Accessions 99

Adventist Volunteers Recorded Worldwide



**Long Term
Missionaries**
(generally serving
1 to 2 years)



**Other Divisions: All 12 Divisions plus attached fields
SAD holds second largest numbers with 283 long term volunteers*

***Countries
Sending
AVS
Volunteers
2017***

Angola	2	China	1	Guam	5
Anguilla	1	Columbia	10	Guyana	1
Argentina	51	Costa Rica	1	Hong Kong	5
Australia	14	Cuba	1	Hungary	1
Austria	6	Czech Republic	1	Indonesia	2
Belarus	0	Denmark	3	Iraq	1
Belize	1	Dominican Rep	1	Ireland	1
Bolivia	3	Ecuador	2	Ivory Coast	1
Bouvet Island	0	Egypt	1	Jamaica	2
Brazil	183	Ethiopia	1	Kenya	7
Bulgaria	1	Fiji	2	Korea, South	4
Cameroon	1	Finland	1	Kyrgystan	3
Canada	15	France	0	Latvia	2
Chad	4	Germany	5	Lebanon	1
Chile	14	Guadeloupe	1	Marshall Is.	6

**Countries
Sending
AVS
Volunteers
2017**

Mauritius	1	Philippines	49		
Mexico	28	Portugal	1		
Micronesia, FS of	14	Puerto Rico	3		
Mongolia	2	Romania	3		
Mozambique	1	Russia	1		
Namibia	1	Serbia	1	United Kingdom	14
Netherlands	2	Slovenia	2	United States	395
New Zealand	2	South Africa	18	Uruguay	10
Northern Mariana Islands	5	Spain	4	Venezuela	4
Norway	1	Sweden	1	Zambia	1
Pakistan	2	Taiwan	4		
Palau	6	Thailand	4		
Panama	1	Toga	1		
Peru	29	Trinidad and Tobago	1		

**Value of
The
Adventist
Volunteer
Service (AVS)
Program**

- *Ready ACCESS to*
- *SKILLED/educated Volunteers*
- *VETTED*
- *AVAILABLE for long term Assignments*
- *CONNECTED through the worldwide
Network of the SDA*

***QUESTION: Which type of organization/ministry
is most attracted to the AVS program?***

**Position
Types
Requested
By Orgs
2017**

Column 1	Column 2	Column 3
Teaching –ESL	363	Teaching - Music
Teaching –English/Religion	333	16
Teaching – Bible/Religion	330	Physical/Physio Therapist
Teaching - Kindergarten	323	15
Medical	166	Church Planting/Bible Work
Nursing	164	14
Dental	158	Maintenance
Teaching - Elementary	77	14
Teaching - Secondary	36	Dean
Construction	33	Teaching - Math
Engineer	30	12
Teaching- Other	29	Training/Seminar
Youth Ministry	20	12
Pastor/Youth Min/Evan	19	Computer/Website
		11
		Academic
		10
		Secretarial
		10
		Communications/Medi a
		9
		Teaching- Computer
		9
		Teaching - PE
		8
		Event Organizer
		7
		Teaching- Science
		7
		ADRA/Relief & Development
		6
		Maintenance Mechanic
		6
		Accounting/Business
		5
		Graphic Design
		5
		Administration
		4
		Coordinator
		4
		Maintenance Custodial
		4
		Teaching- History
		4
		Maintenance- Electrician
		3
		Nutritionist/Dietician
		3
		Office Worker/Librarian
		3
		Teaching-College
		3

Position Types Requested By Orgs 2017

Out of 2311 types 1550 were Teaching

Column 1	Column 2	Column 4
Teaching –ESL 363	Teaching - Music 16	Agriculture 2
Teaching –English/Religion 333	Physical/Physio Therapist 15	Chaplain 2
Teaching – Bible/Religion 330	Church Planting/Bible Work 14	Cleaning/Kitchen/Laundry Worker 2
Teaching - Kindergarten 323	Maintenance 14	Maintenance-Plumber 2
Medical 166	Dean 12	Marketing/Fund Raising 2
Nursing 164	Teaching - Math 12	Counselor 1
Dental 158	Training/Seminar 12	Software Development 1
Teaching - Elementary 77	Computer/Website 11	Speech Therapy/Pathologist 1
Teaching - Secondary 36	Academic 10	Video Production 1
Construction 33	Secretarial 10	Librarian 0
Engineer 30	Communications/Media 9	Orphanage Worker 0
Teaching- Other 29	Teaching- Computer 9	Pilot 0
Youth Ministry 20	Teaching - PE 8	Principal 0
Pastor/Youth Min/Evan 19		Translation 0

*Position
Types
Requested
By Orgs
2017*

**67% of all
Opportunities
Were identified
As teaching types.**

**Most
Long Term
AVS Positions
Requested
Are
In Teaching**

*The **primary aim** of the
Seventh-day Adventist **education**
is to **provide opportunity** for students
to **accept Christ** as their Savior,
to allow the Holy Spirit to transform their
lives,
and to fulfill the commission
of preaching the gospel to all the world.”
FE, p. 436.*

**Most
Long Term
AVS Positions
Requested
Are
In Teaching**

The higher number of volunteer teaching positions has historically provided an avenue to reach the world with the Great Commission.

However, not all missionaries are called to be teachers.

**Positions
Requested
By
Applicants
2017**

Column 1		Column 2		Column 3	
Youth Ministry	432	Librarian	191	Construction	123
Teaching –Bible/Religion	408	Secretarial	188	Teaching - Math	121
Academic	350	Teaching Kindergarten	186	Computer/Website	112
ADRA/Relief & Develop.	344	Event Organizer	181	Video Production	108
Church Planting/Bible Work	295	Pastor/Youth Min/Evan	168	Teaching - PE	100
Teaching Elementary	273	Chaplain	157	Teaching - Science	94
Teaching English/Religion	264	Teaching Other	155	Teaching - Music	89
Orphanage Worker	258	Cleaning/kitch/Laundry	153	Training -Computer	89
Administration	245	Teaching Secondary	148	Urban Centers of Influence (UCI)	89
Dean	244	Coordinator	144	Training/Seminar	89
Teaching ESL	218	Agriculture	140	Maintenance	84
Counselor	218	Translation	131	Medical	78
Communications/Media	217	Teaching College	127	Nursing	78
Office Worker/Librarian	212	Accounting/Business	126	Graphic Design	77

Positions Requested By Applicants 2017

8015 Requests

2787 Teaching

1987 Direct Church Ministry

35% were Teaching types

Column 1	Column 2	Column 4
Youth Ministry	432	Librarian 191
Teaching –Bible/Religion	408	Teaching - History 76
Academic	350	Marketing- Fundraising 7
ADRA/Relief & Develop.	344	Urban Centers of Influence (UCI) 73
Church Planting/Bible Work	295	Engineer 59
Teaching Elementary	273	Nutritionist/Dietician 40
Teaching English/Religion	264	Principal 37
Orphanage Worker	258	Maintenance-Mechanic 33
Administration	245	Physical/Physio Therapist 31
Dean	244	Maintenance-Electrician 29
Teaching ESL	218	Speech Therapy/Pathologist 27
Counselor	218	Dental 25
Communications/Media	217	Software Development 24
Office Worker/Librarian	212	

*Positions
Requested
By
Applicants
2017*

**65% of the requests from
Applicants were for
Non-teaching positions**

Results

- *67% of the time Organizations offered Teaching positions*
- *65% of the time Applicants requested non-teaching positions*

Assumptions

- *Applicants are asking for more variety in missions opportunities.*

Opportunities For Growth

- *Exploring missions programs among supporting ministries*
- *Outreach in areas such as Urban populations, Health Ministries, Literacy, Refugees, Immigrant and Native American populations, etc.*
- *Support Churches through Volunteer Taskforce Positions*



***Short Term Missions Survey
2017***



Short Term Missions Survey 2017

ORGANIZATION'S SHORT TERM DEPLOYMENTS	
Adventist Risk Management	3145
Adventist Community Services	33000
Amazing Facts	43
It is Written	6
Maranatha	2164
Office of Volunteer Ministries	2153
Quiet Hour	381

Short Term Missions Survey 2017

A random survey of 65 Organizations across the U.S. was conducted to identify trends in short term deployments

These 65 organizations included churches, academies, universities, hospitals and local conferences from across NAD. The numbers represent:

- 9 Unions***
- 210 mission projects***
- 4,491 deployments***

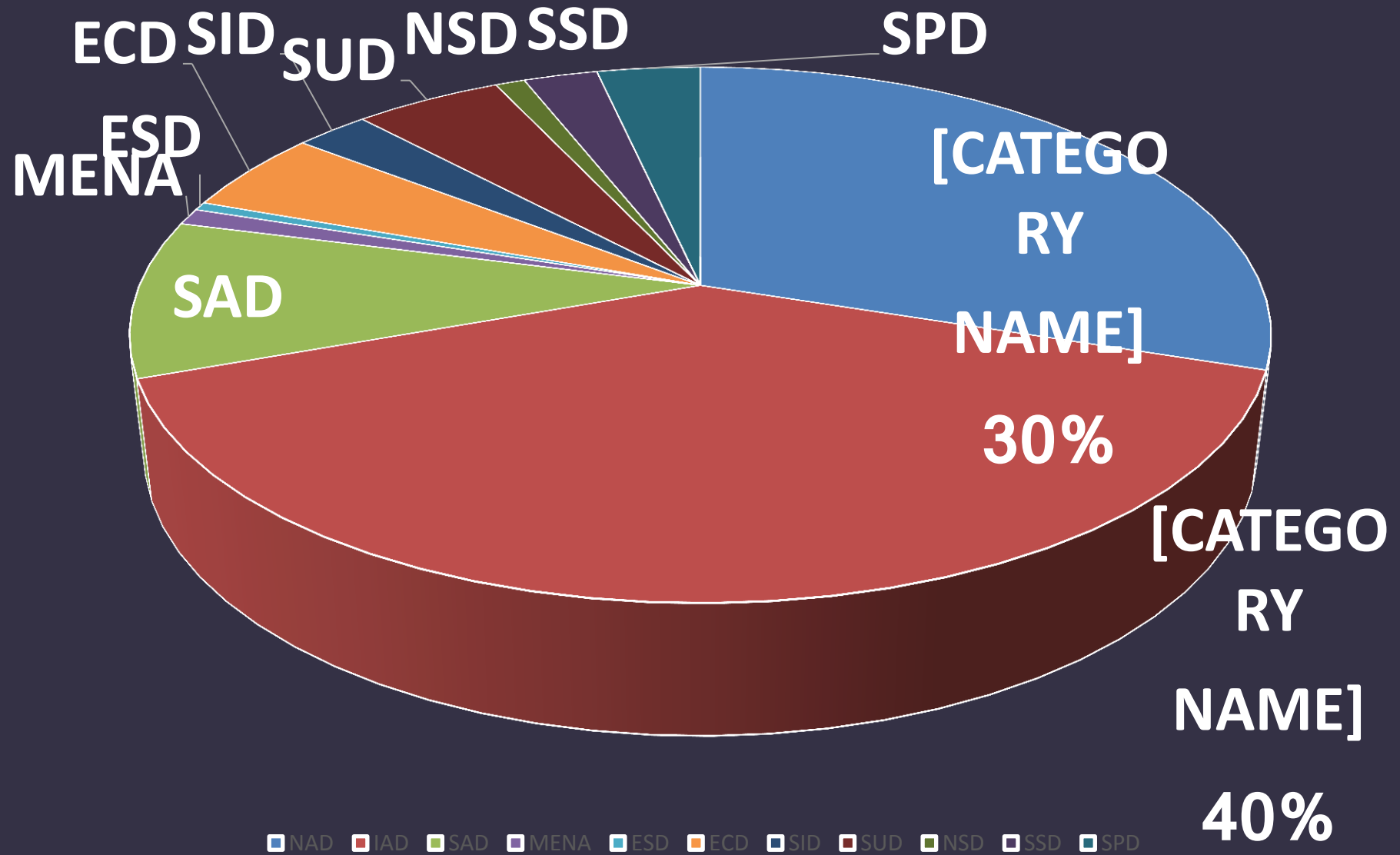
Short Term Missions Survey 2017

Gender: 43% Female
40% Male
17% did not respond

Age: 23% under 18 years old
32% between 18-30 years old
45% over 30 years old

Result: there are slightly more females engaged in short term deployments than males.
55% of all volunteers are under 30 years old.

*Where
They're
Going*





What They're Doing

- **Construction** **25.3%**
- **Personal Ministries** **19%**
- **Medical** **16.3%**
- **Basic Needs Support** **12%**
- **Evangelism** **11.4%**
- **Teaching** **10%**
- **Church Planting** **6%**

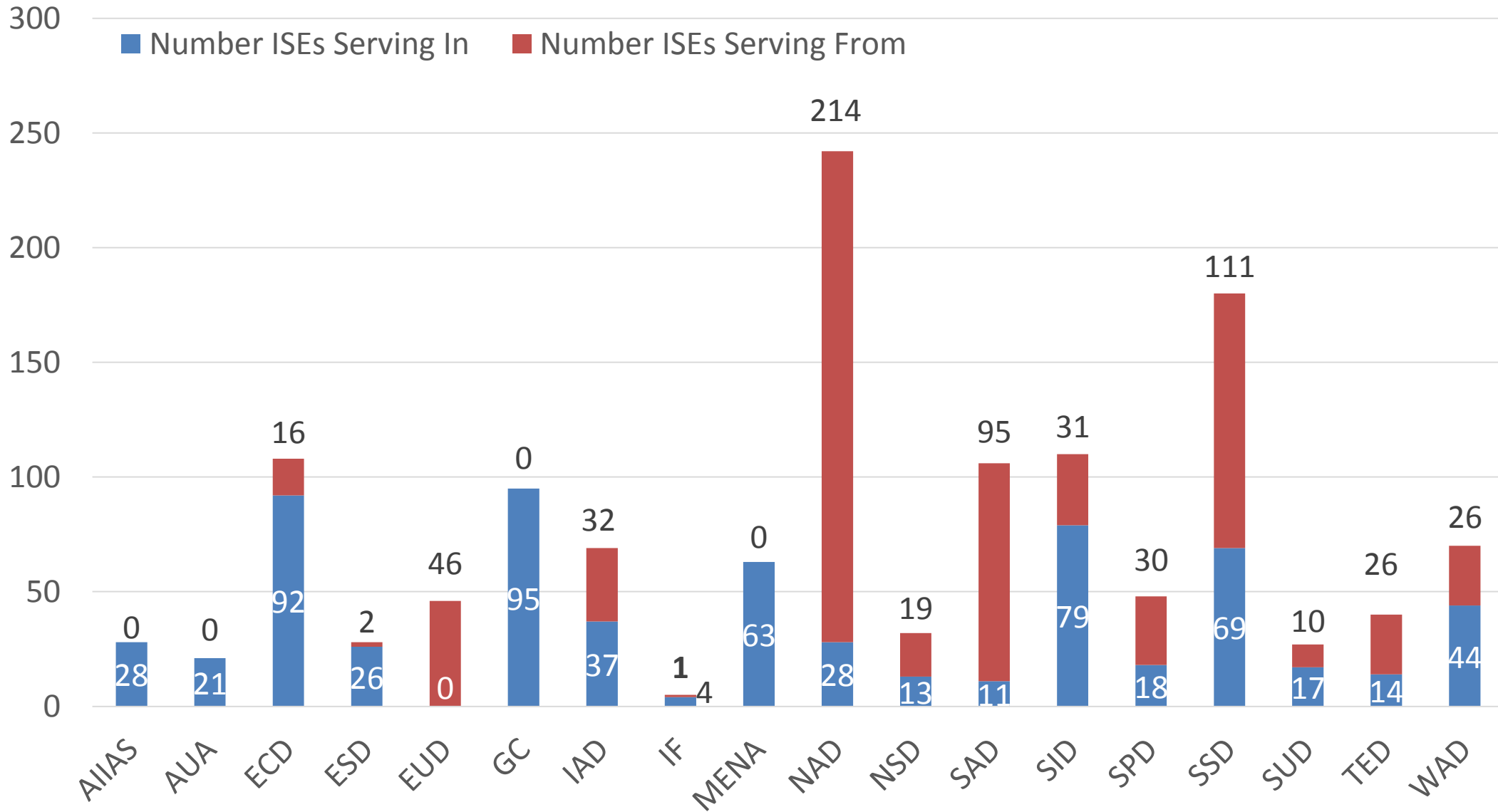


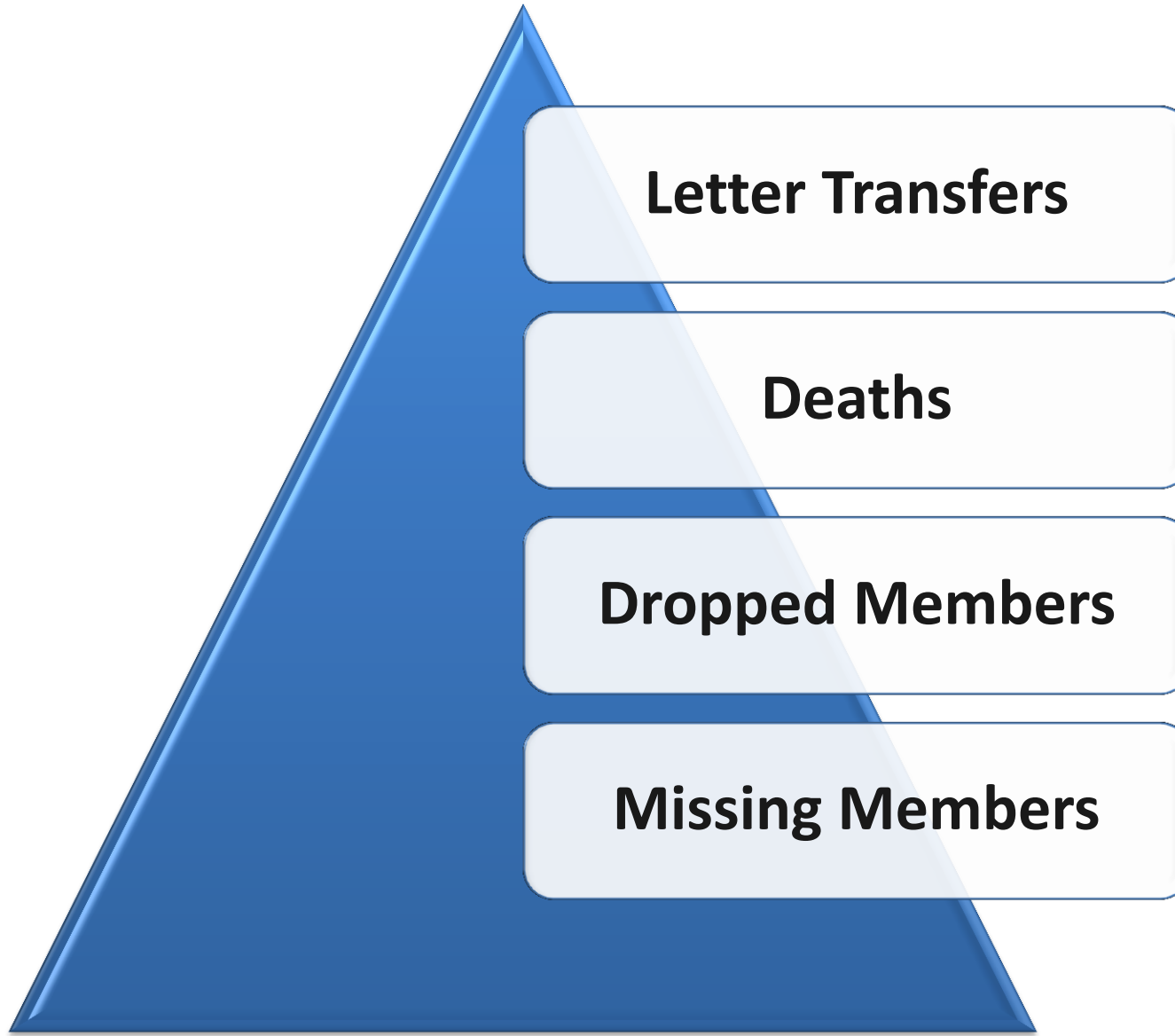
*Who
They
Are*

“With such an army of workers as our youth, rightly trained, might furnish, how soon the message of a crucified, risen, and soon-coming Savior might be carried to the whole world!”—
”Education” pg 271. MYP 7.3

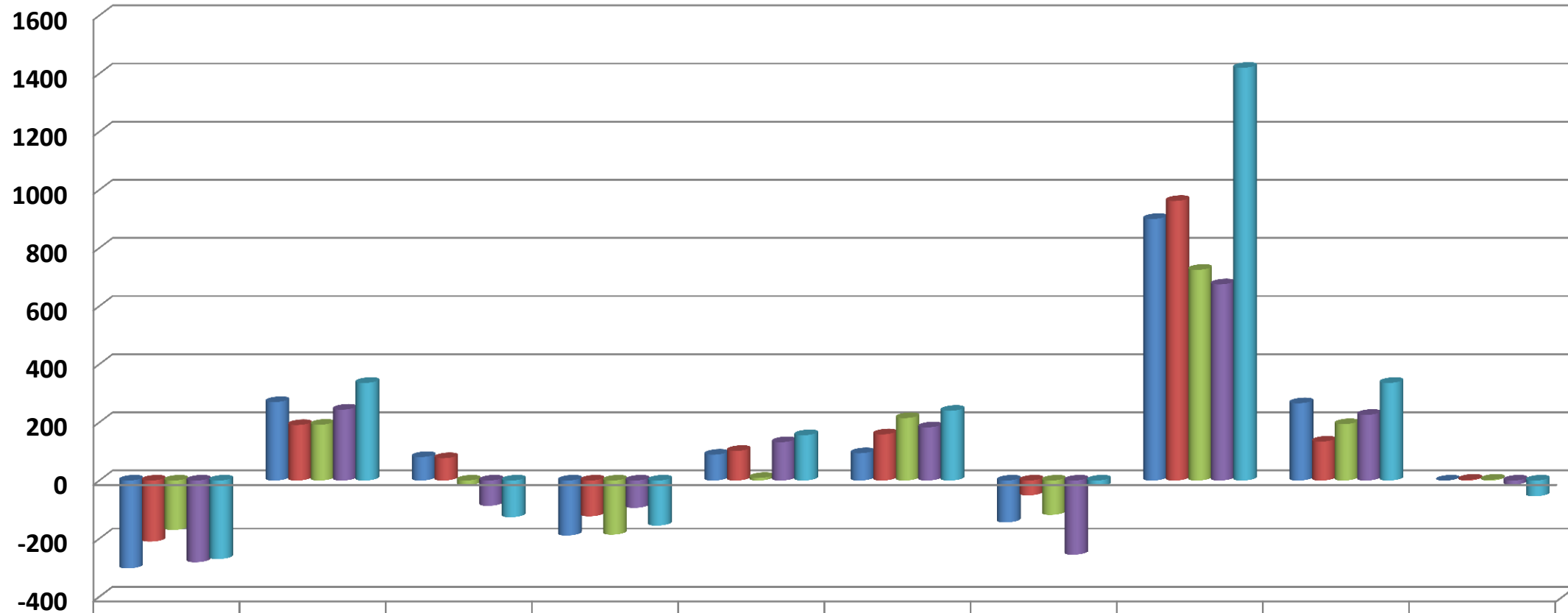


ISE's Serving per Division 2015



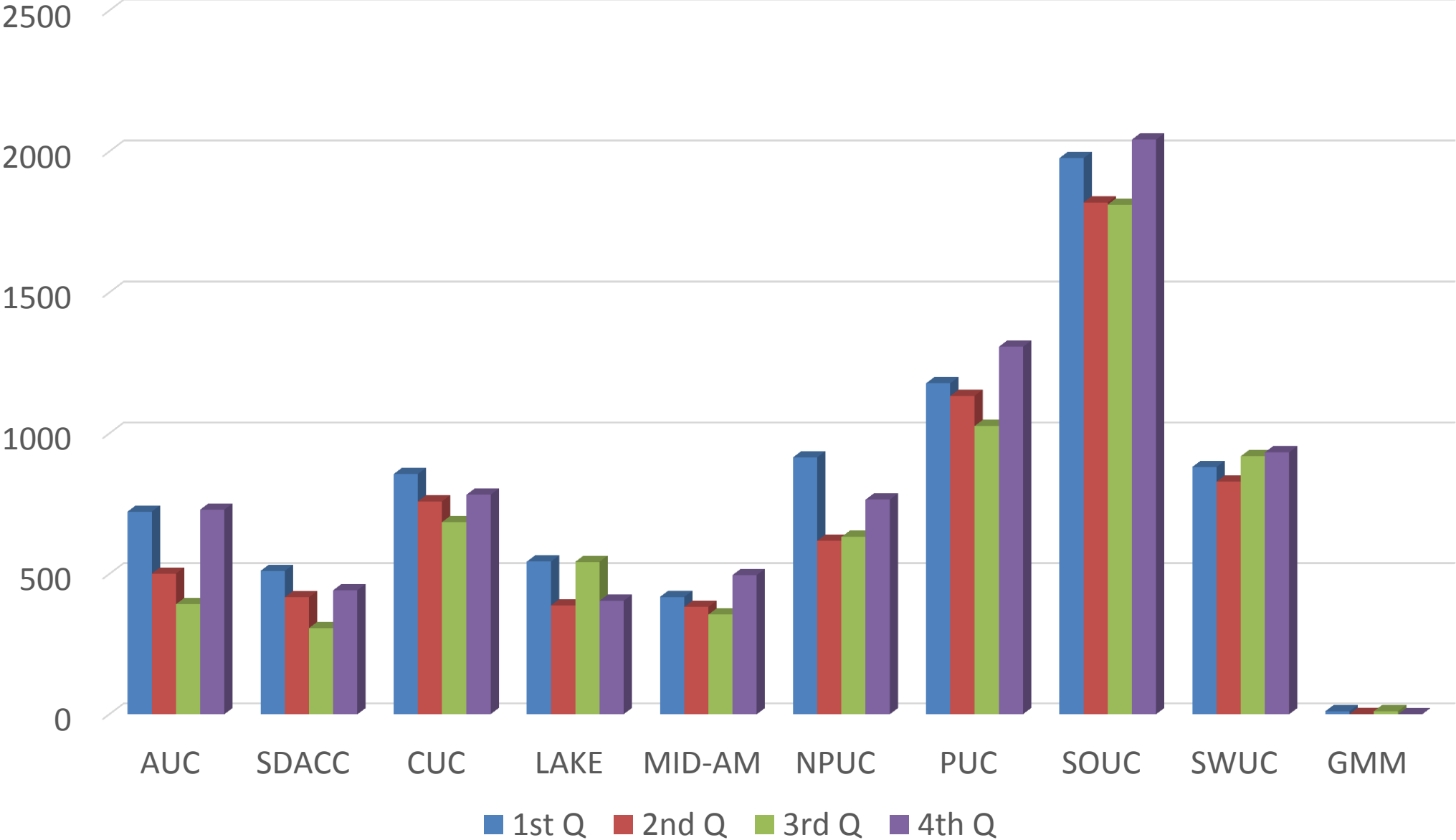


Union Transfers 2011-2015



	AUC	SDACC	CUC	LAKE	MID-AM	NPUC	PUC	SOUC	SWUC	GMM
2011	-302	270	81	-189	89	94	-144	900	266	0
2012	-210	191	77	-123	102	159	-51	962	134	3
2013	-170	192	-16	-186	9	215	-118	725	194	3
2014	-281	244	-87	-94	132	183	-255	675	226	-14
2015	-270	336	-126	-155	156	240	-20	1420	336	-54

Letters of Transfer 2016



Seventh-day Adventist World Church Interesting Facts and Figures



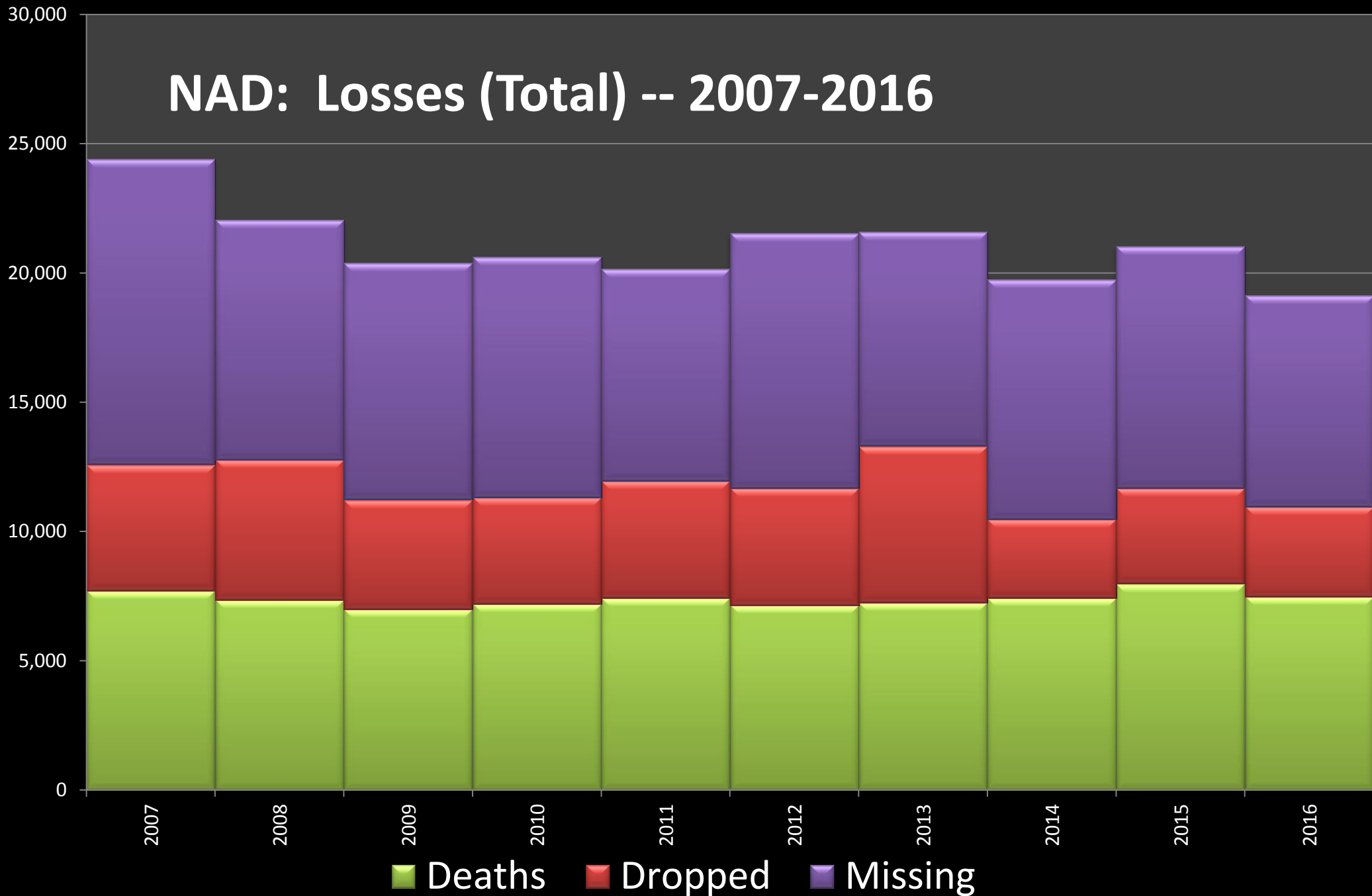
	1996	2000	2005	2010	2011	2012	2013	2014	2015	2016	
Accessions*	719,679	1,043,843	1,057,852	1,050,785	1,139,000	1,114,574	1,091,222	1,167,506	1,260,880	1,356,476	
Per day	1,970.37	2,857.89	2,896.24	2,876.89	3,118.41	3,051.54	2,987.60	3,196.46	3,452.10	3,713.83	
Per hour	82.10	119.08	120.68	119.87	129.93	127.15	124.48	133.19	143.84	154.74	
Per minute	1.37	1.98	2.01	2.00	2.17	2.12	2.07	2.22	2.40	2.58	
One accession per . . .	43.85	30.23	29.83	30.03	27.71	28.31	28.92	27.03	25.03	23.26	. . . seconds
Accession Rate (%)	8.17	9.54	7.59	6.44	6.73	6.38	6.10	6.43	6.82	7.09	
New church organized every . .	4.33	3.90	3.71	4.47	4.48	4.07	4.25	3.58	3.20	3.30	. . . hours
Growth rate (%)	5.49	6.84	3.32	3.77	3.29	2.30	1.47	1.85	3.50	4.61	
Ratio: population per each Seventh-day Adventist member**	621	519	450	407	400	395	393	392	384	371	**

*Accessions: those joining the church through baptism and profession of faith.

**Interpretation: this number means one Seventh-day Adventist for every 371 people in the world. Population figures are taken from World Population Reference Bureau Data Sheet, Mid-2016: 7,418,148,000+



NAD: Losses (Total) -- 2007-2016



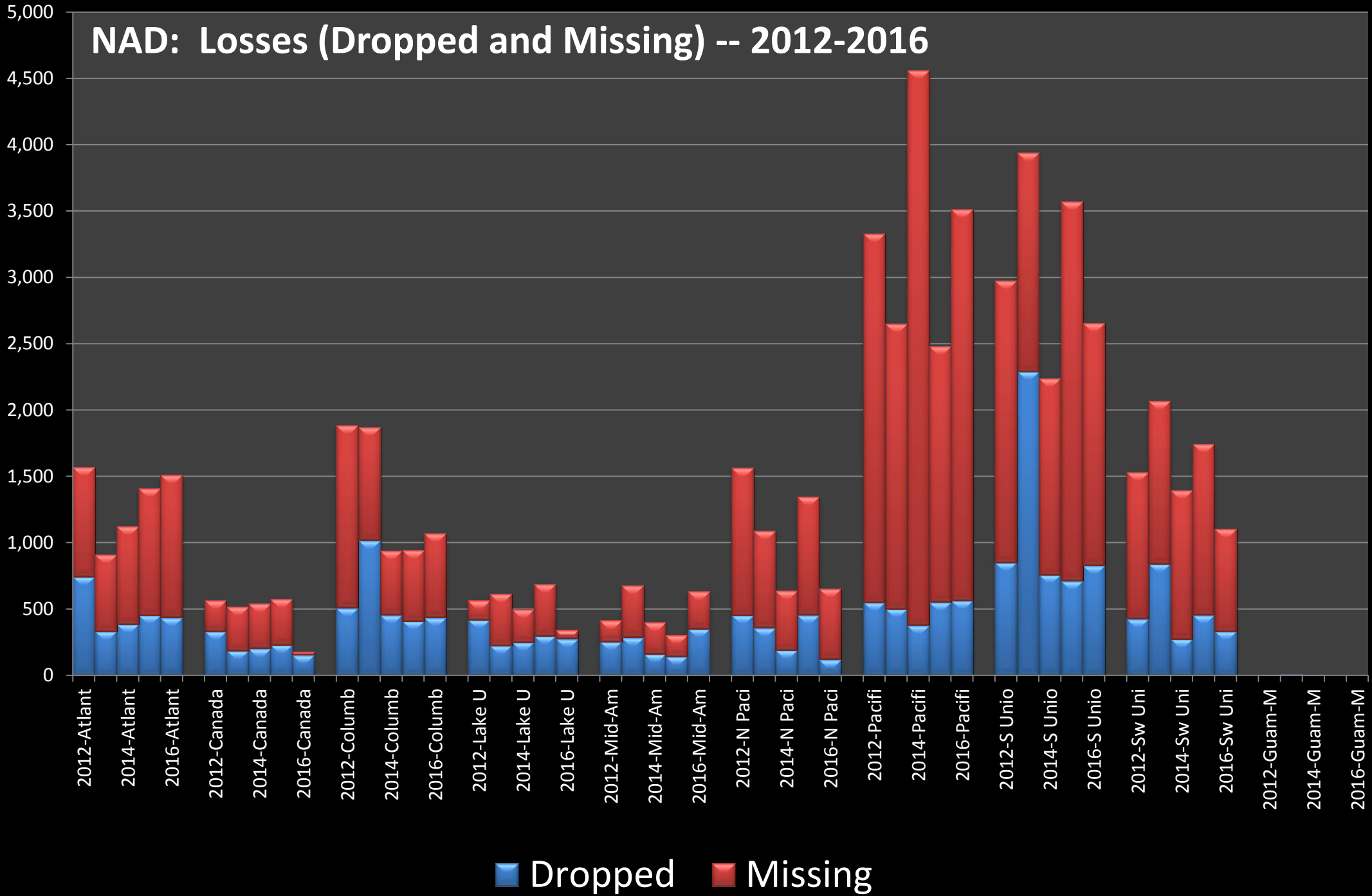
■ Deaths ■ Dropped ■ Missing



Total Accessions after Adjustments 2011-2016

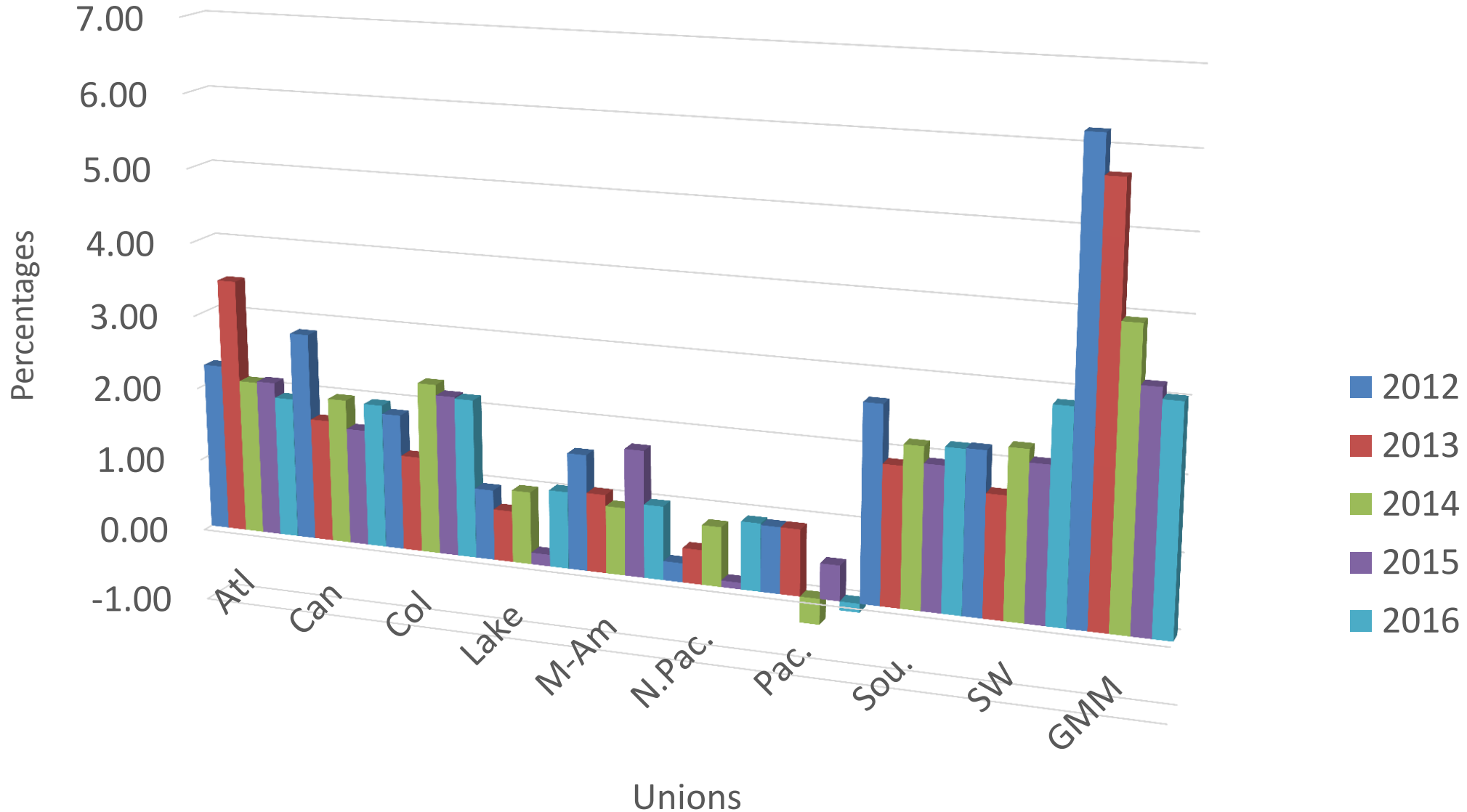
Dropped And Missing	78,482
Deaths	44,713
Total Loss	123,195
Baptisms And Professions Of Faith	223,826
Minus Total Loss	123,195
Net Gain In Six (6) Years	100,631

NAD: Losses (Dropped and Missing) -- 2012-2016

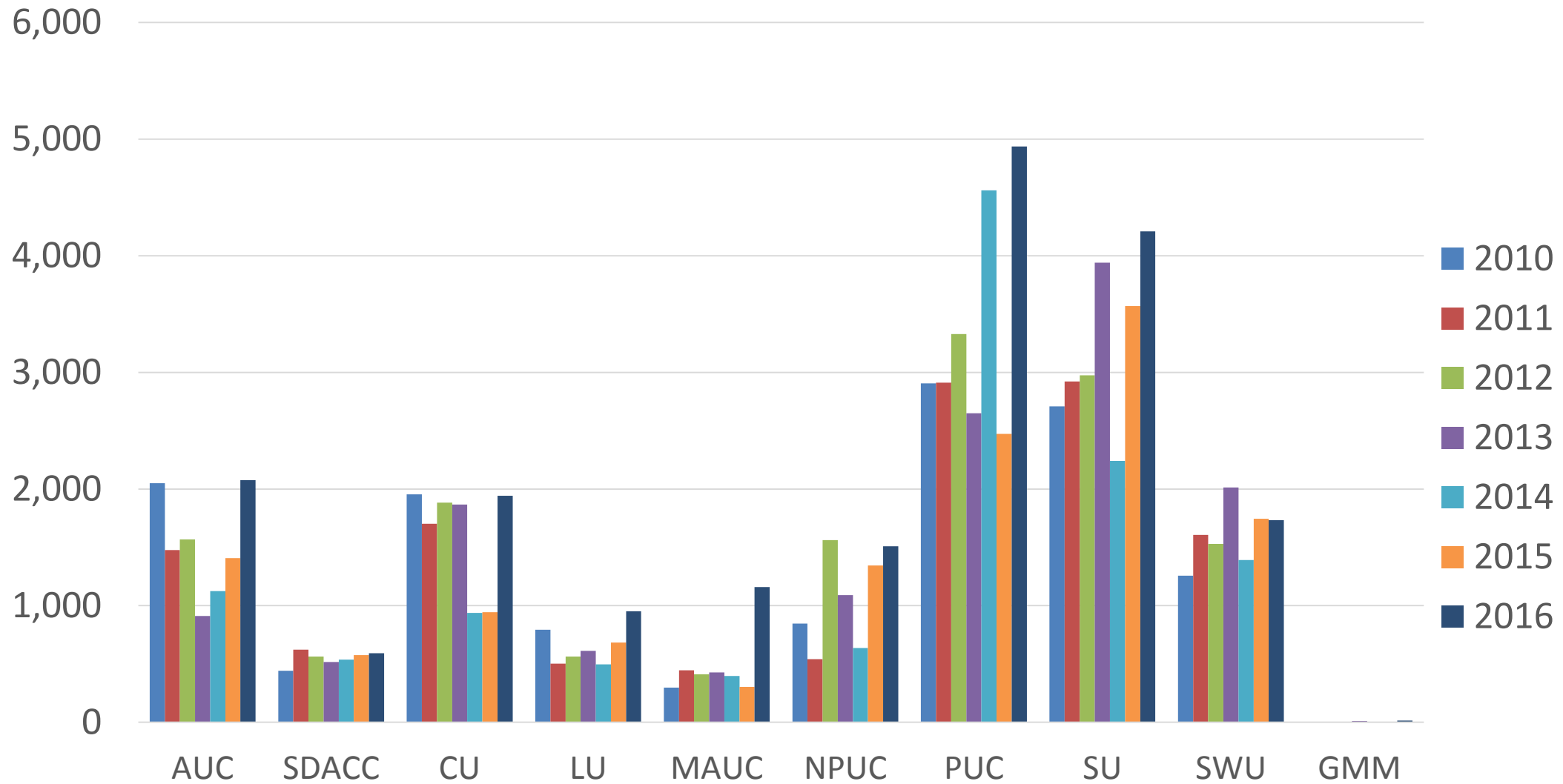


■ Dropped ■ Missing

Rates of Net Growth by Union



Adjustments Dropped/Deaths/Missing





Gender Ratio

Age Ratio

Tithes/Offerings

Membership Ratios

World Statistics

Population Growths

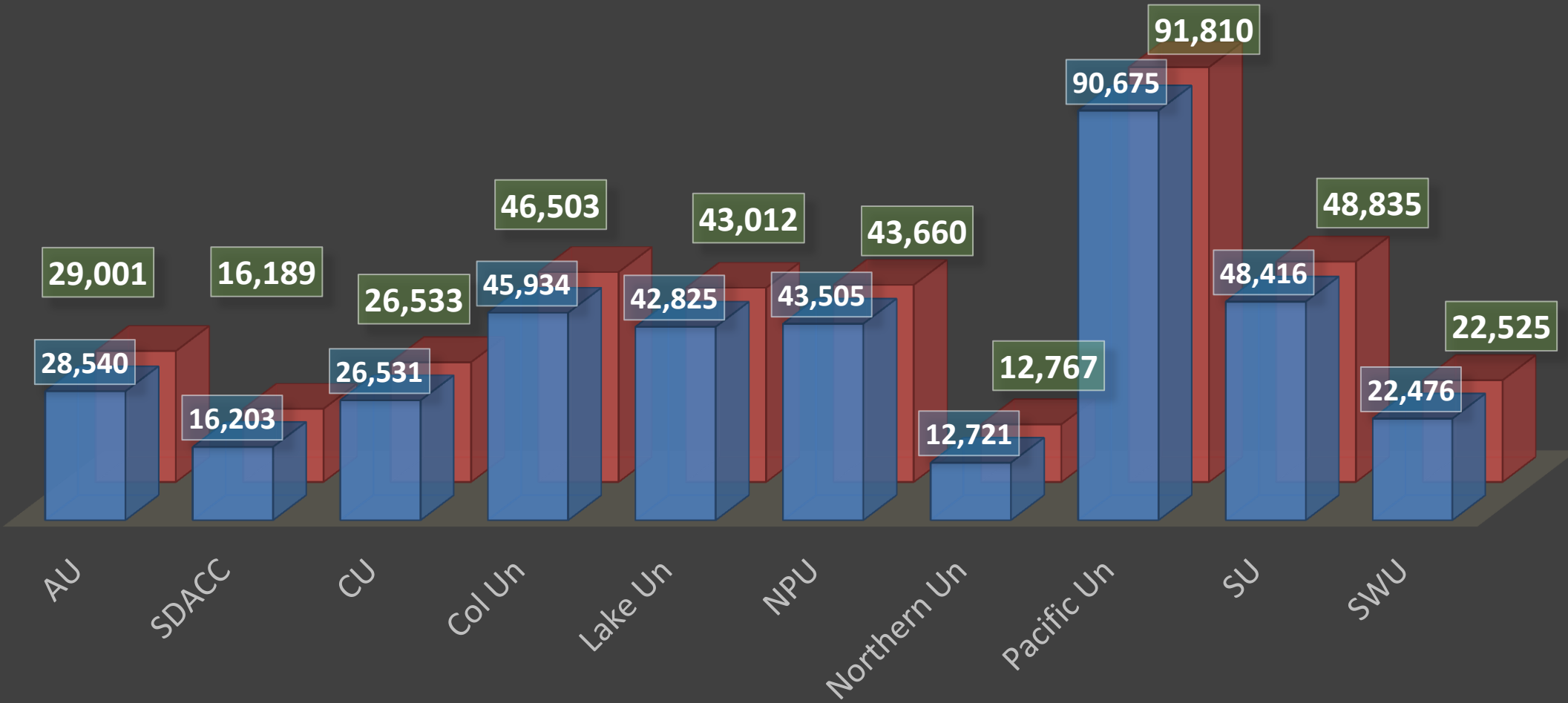
Gender Ratio

Approximate
Percentage of
Female Members
52.6%

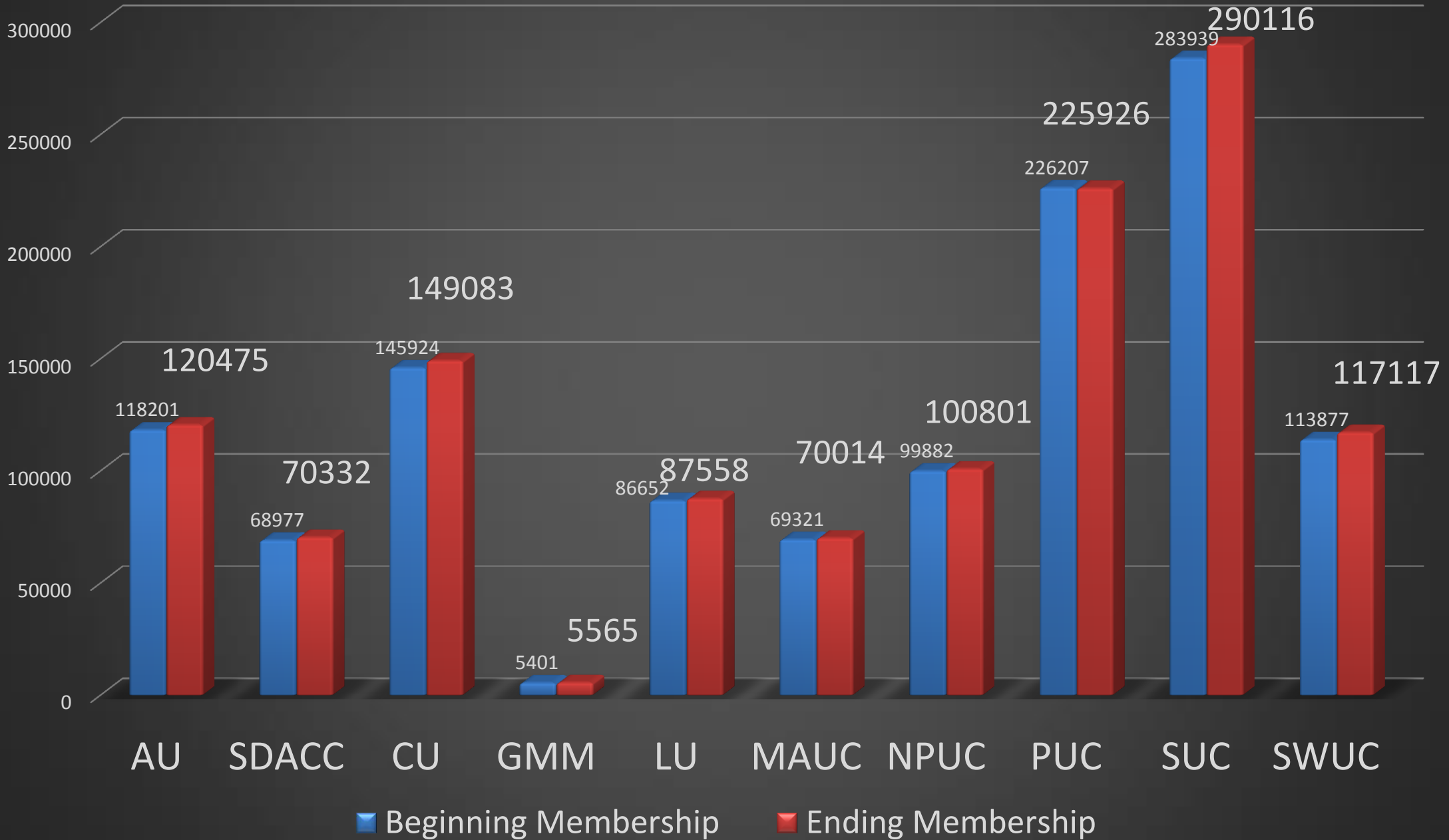


1965 MEMBERSHIP

■ Beginning Membership ■ Ending Membership



2016 Membership Data




Total Membership 1965 vs. Total Membership 2016

1965 **380,835**

2016 **1,225,335**

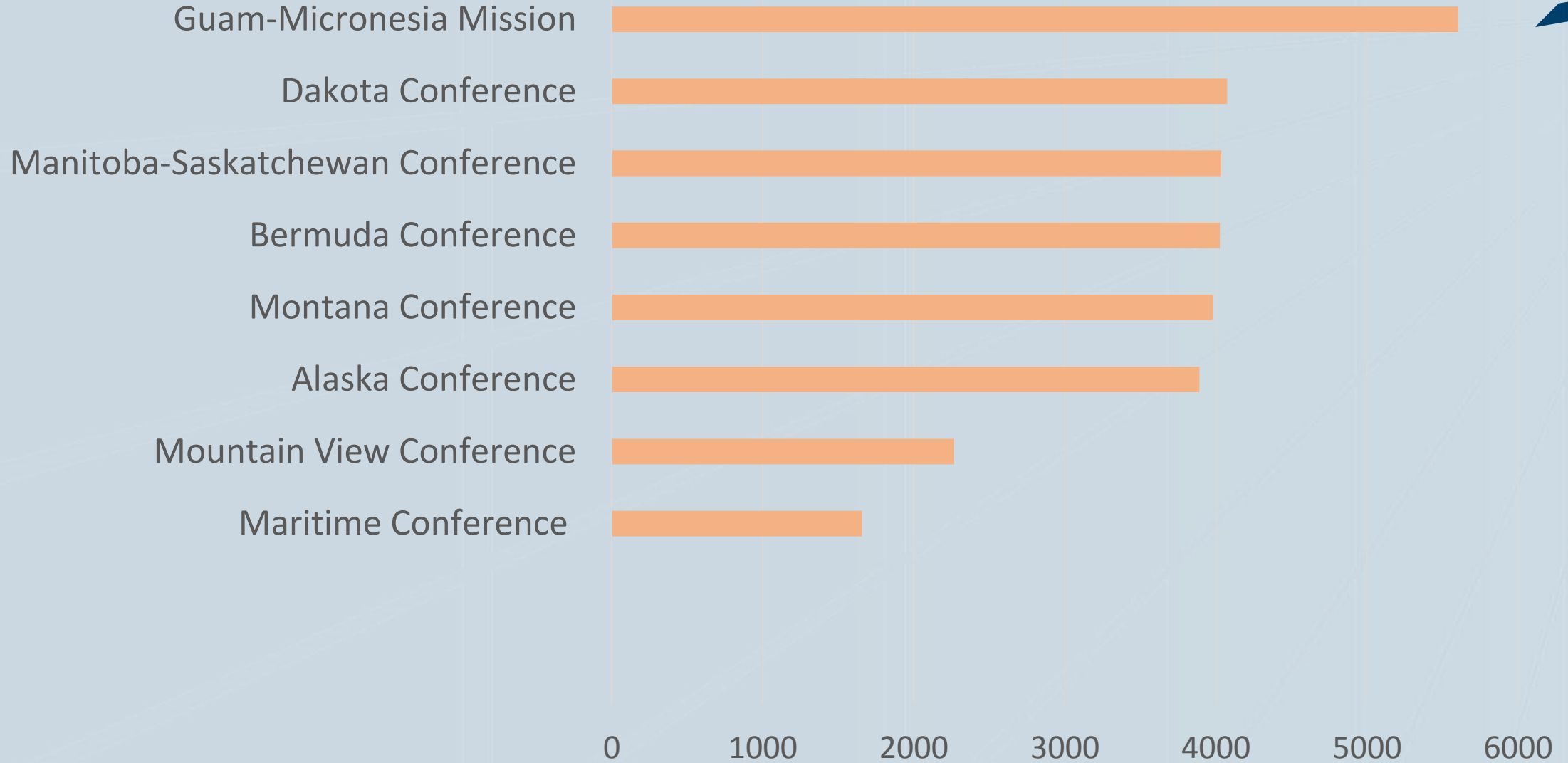


NAD North & South 1965

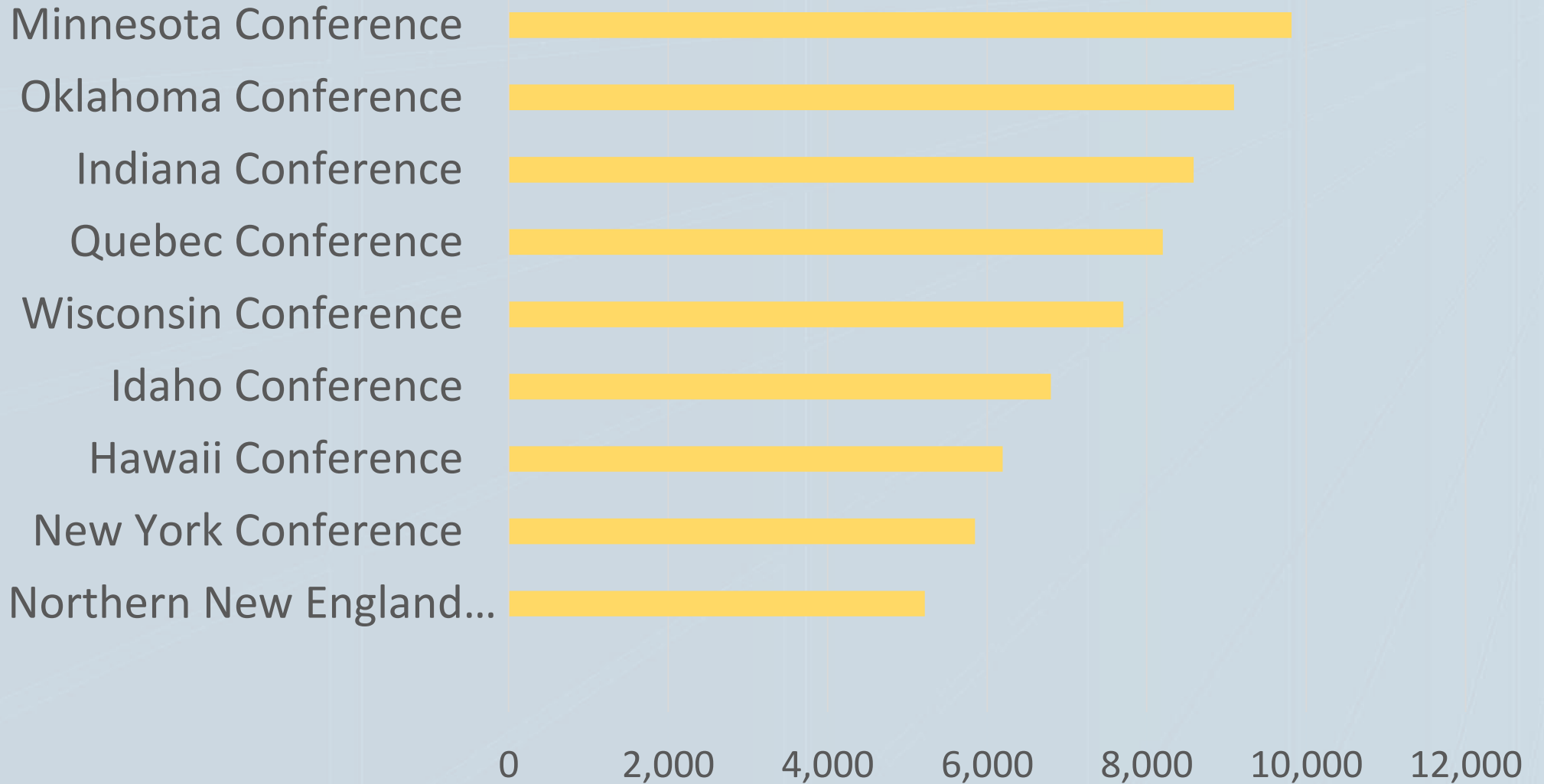


■ NAD North ■ NAD South

Membership Per Conference with 200-5,000 Members



Membership Per Conference (5,000-10,000 Members as of 2nd Quarter 2017)



Membership per Conference (10,000-15,000 Members as of 2nd Quarter 2017)



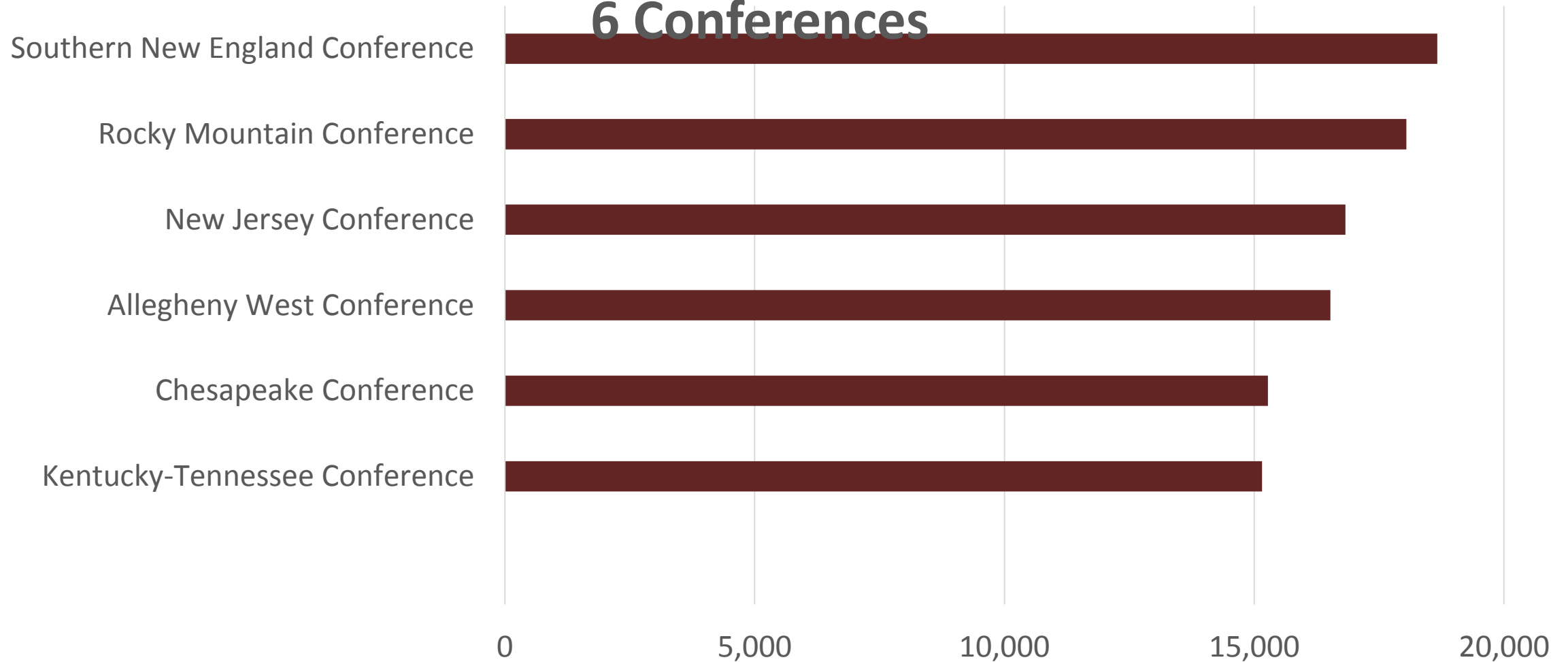
12 Conferences



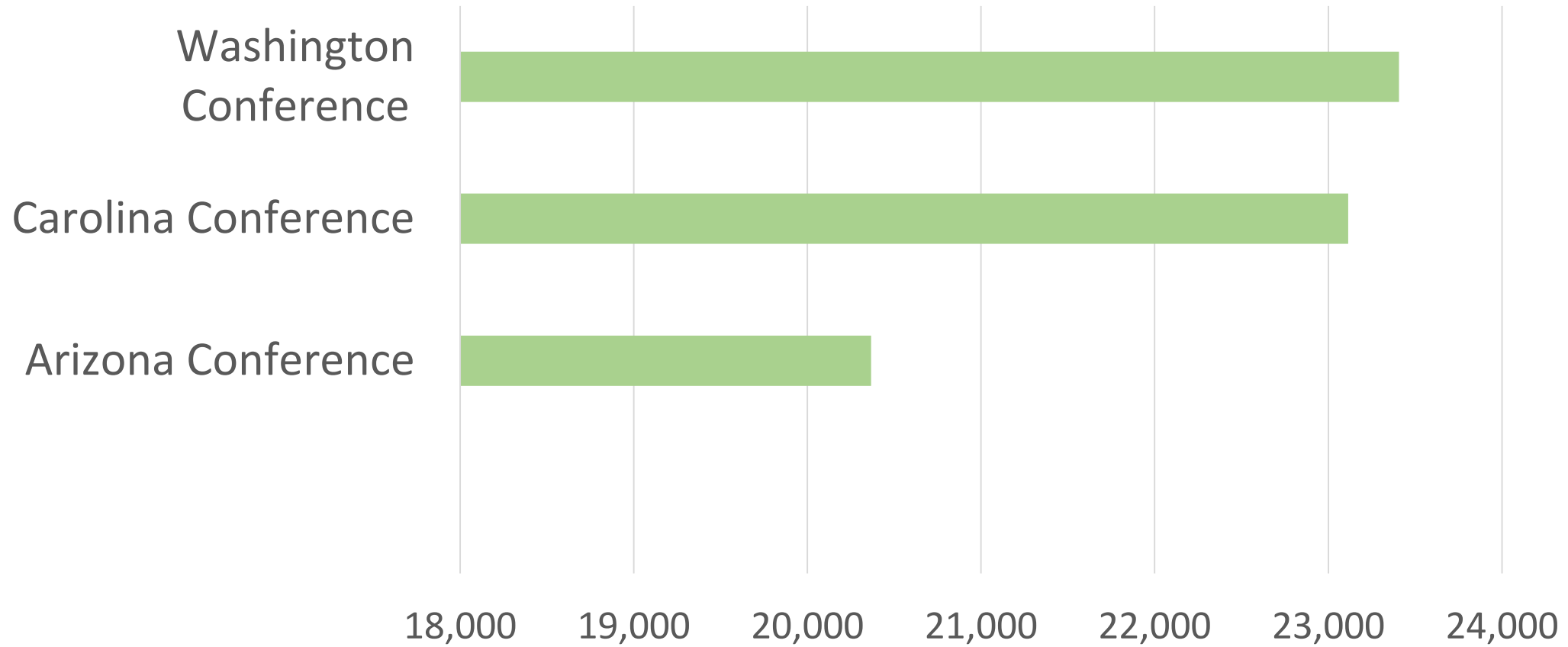


Membership per Conference (15,000-20,000 Members as of 2nd Quarter 2017)

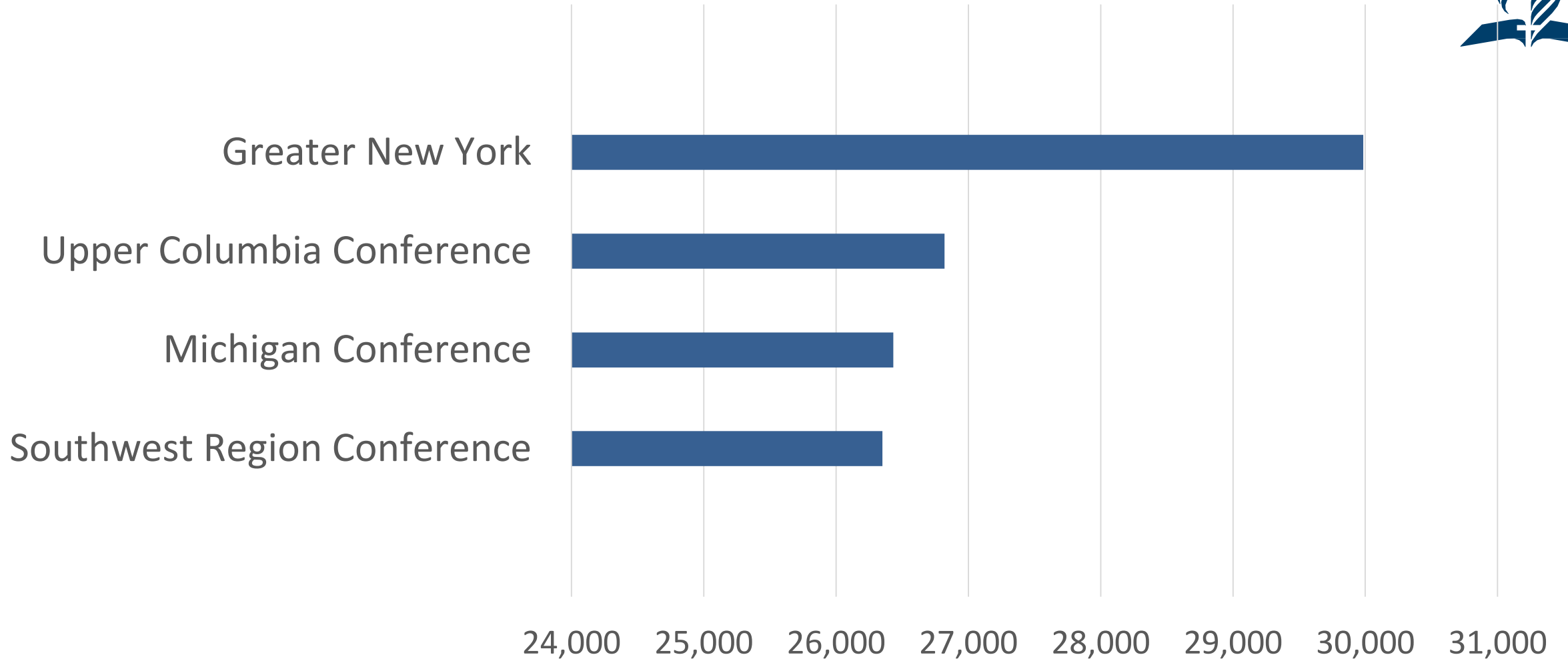
6 Conferences



Membership per Conference (20,000-25,000 Members)



Membership per Conference (25,000-30,000 Members)



Membership per Conference (30,000-35,000 Members as of 2nd Quarter 2017) 3 Conferences



South Central Conference



Ontario Conference



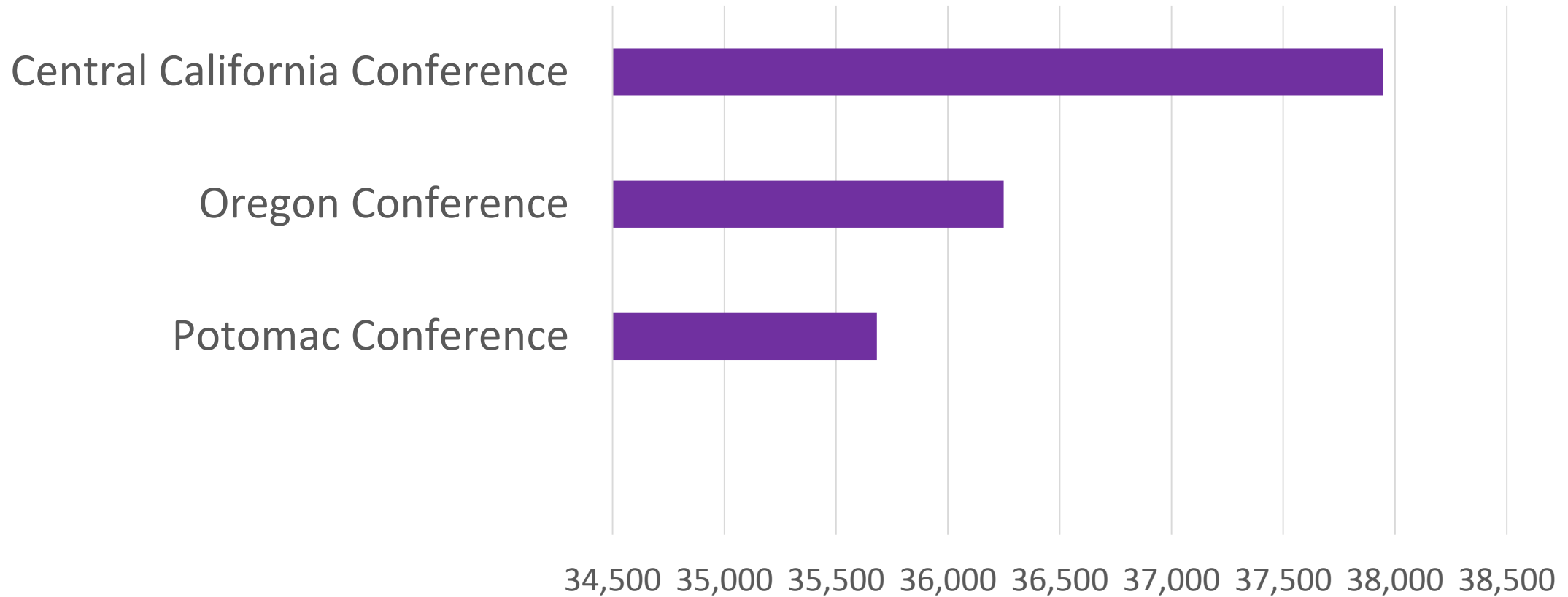
Lake Region Conference



29,000 30,000 31,000 32,000 33,000 34,000 35,000 36,000

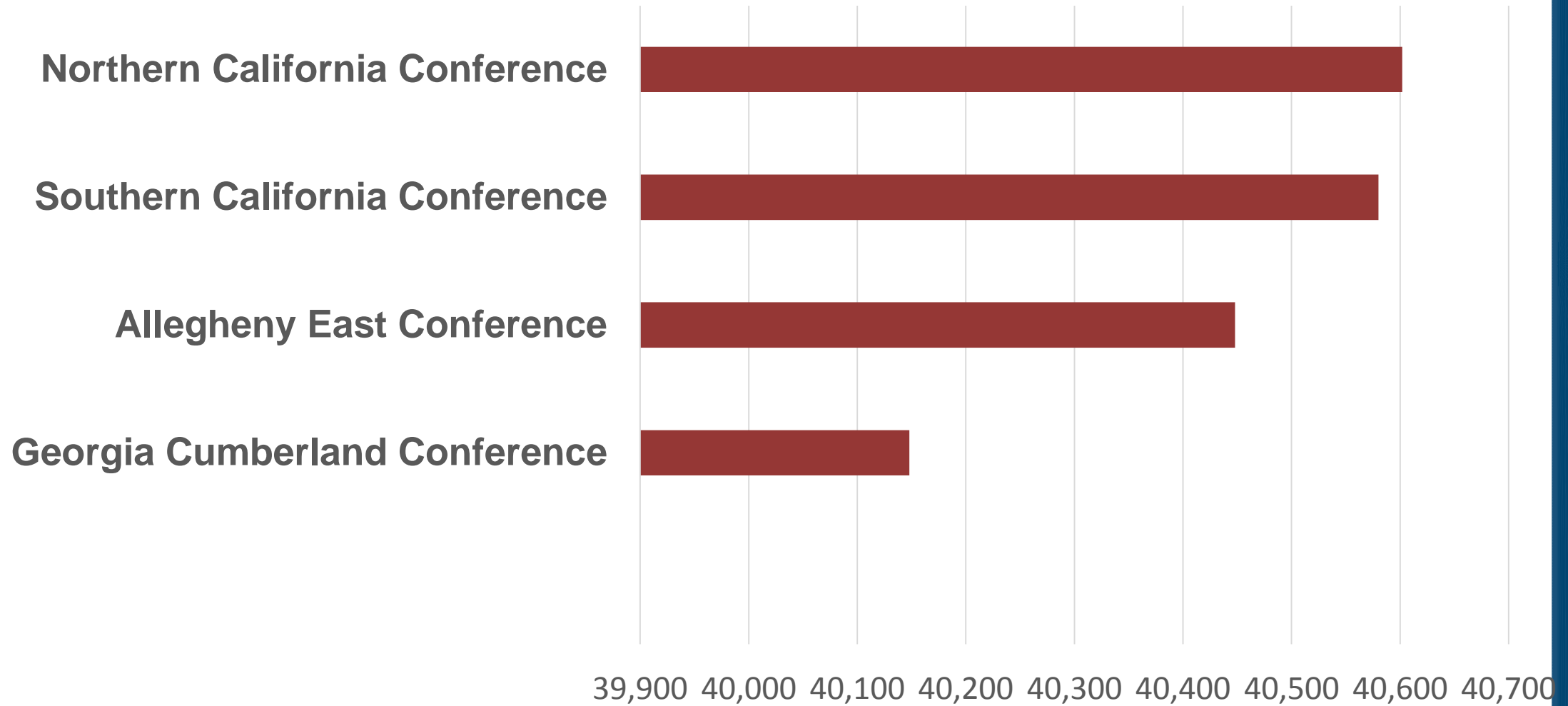
Membership per Conference

(35,000-40,000 Members as of 2nd Quarter 2017)



Membership per Conference with 40,000-45,000 Members (as of 2nd Quarter 2017)

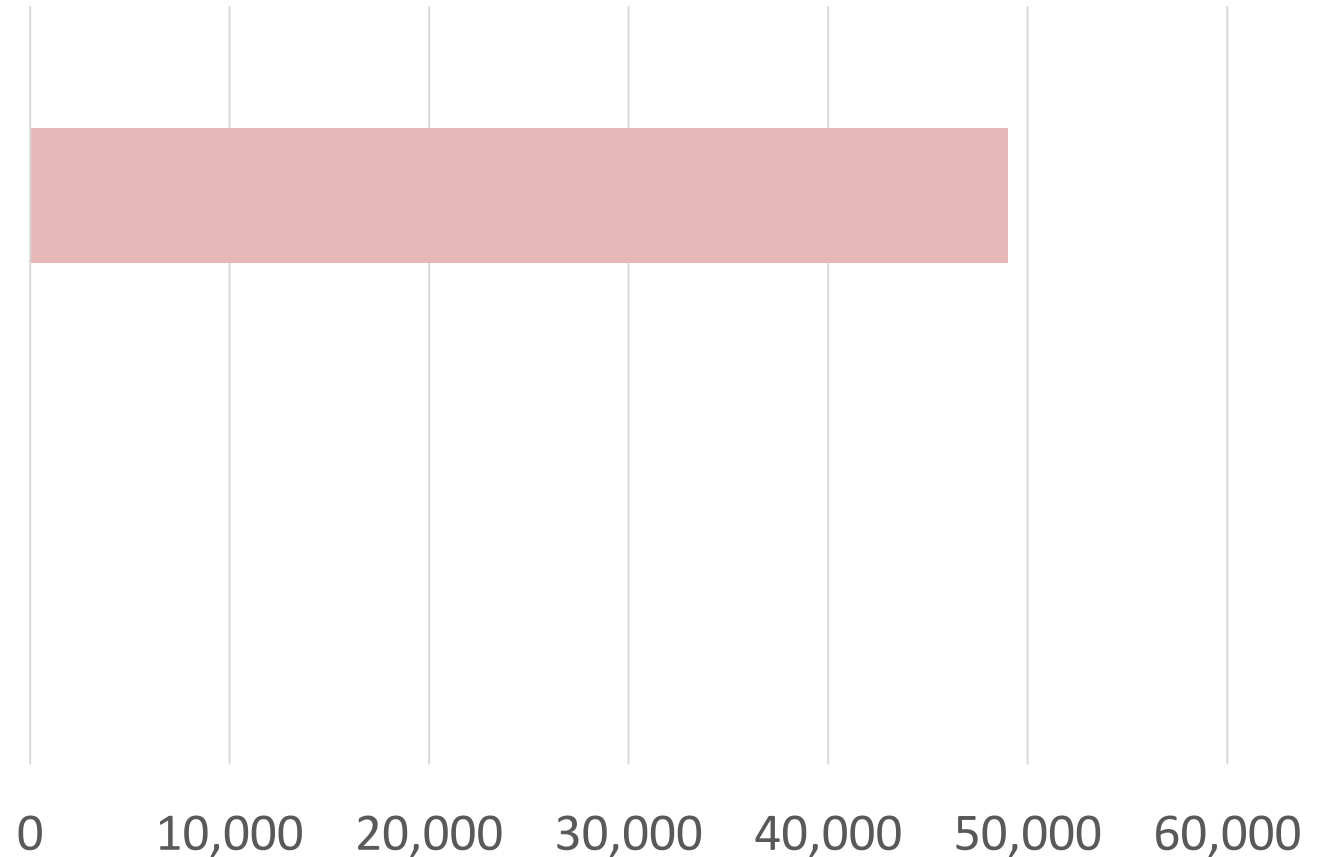
5 Conferences



Membership per Conference (45,000-50,000 Members as of 2nd Quarter 2017)



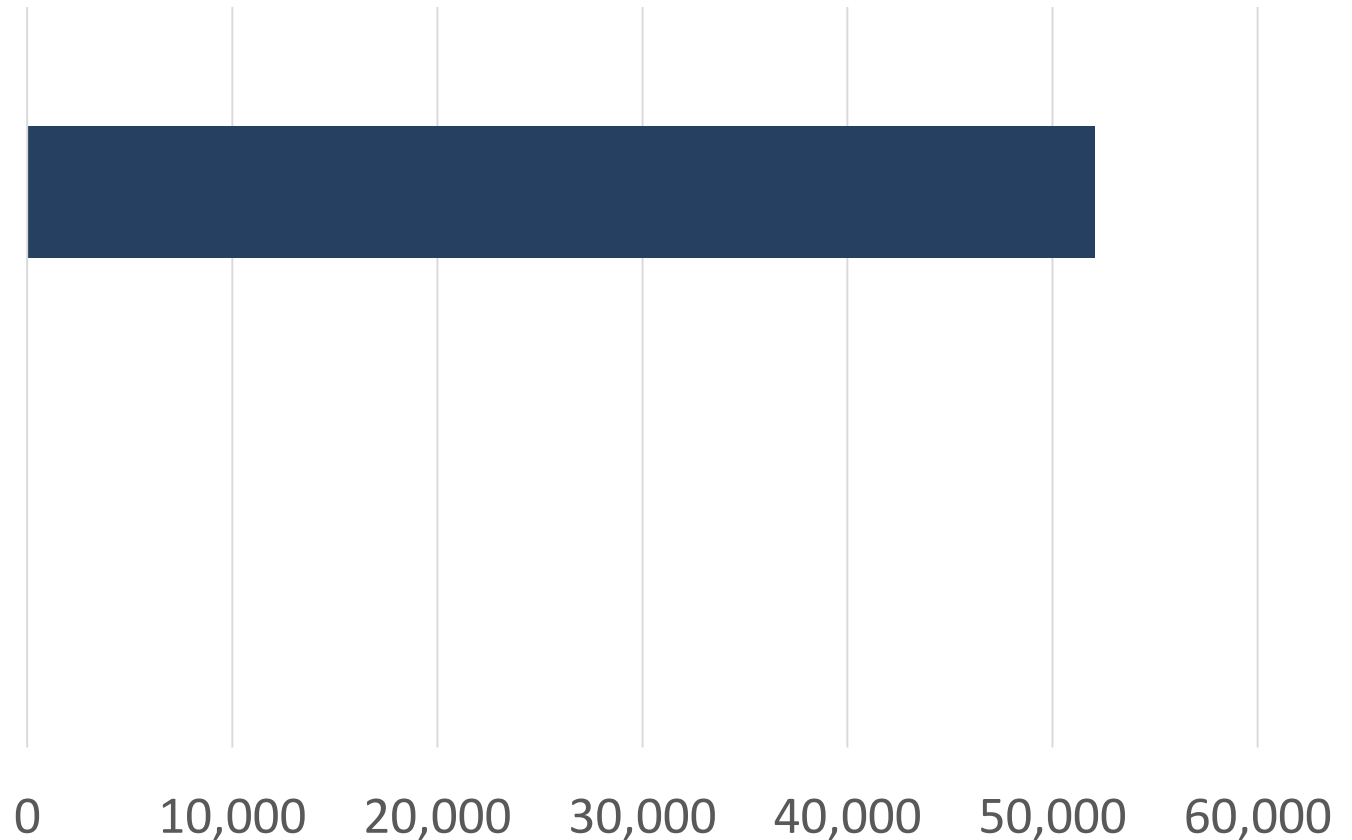
South Atlantic Conference



Membership per Conference (50,000-55,000 Members as of 2nd Quarter 2017)

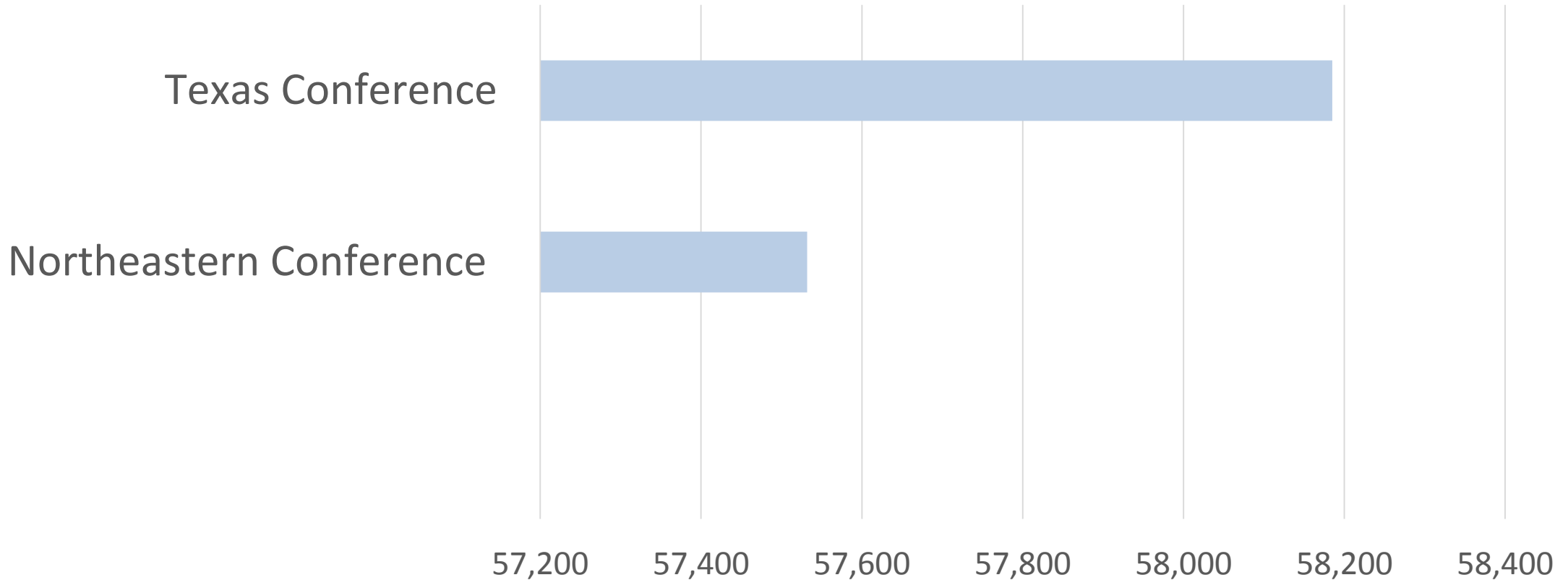


Southeastern Conference





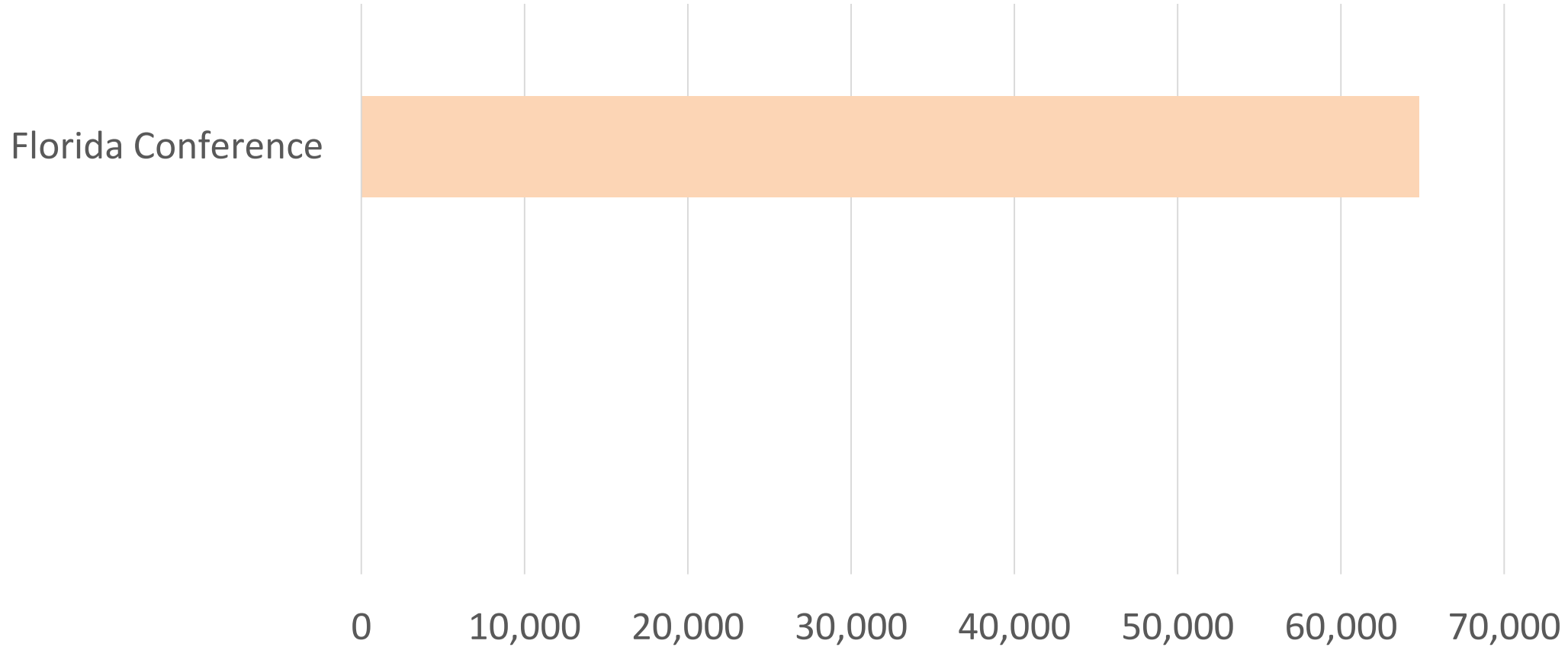
Membership per Conference (55,000-60,000 Members as of 2nd Quarter 2017)





Membership per Conference

(60,000-65,000 Members as of 2nd Quarter 2017)

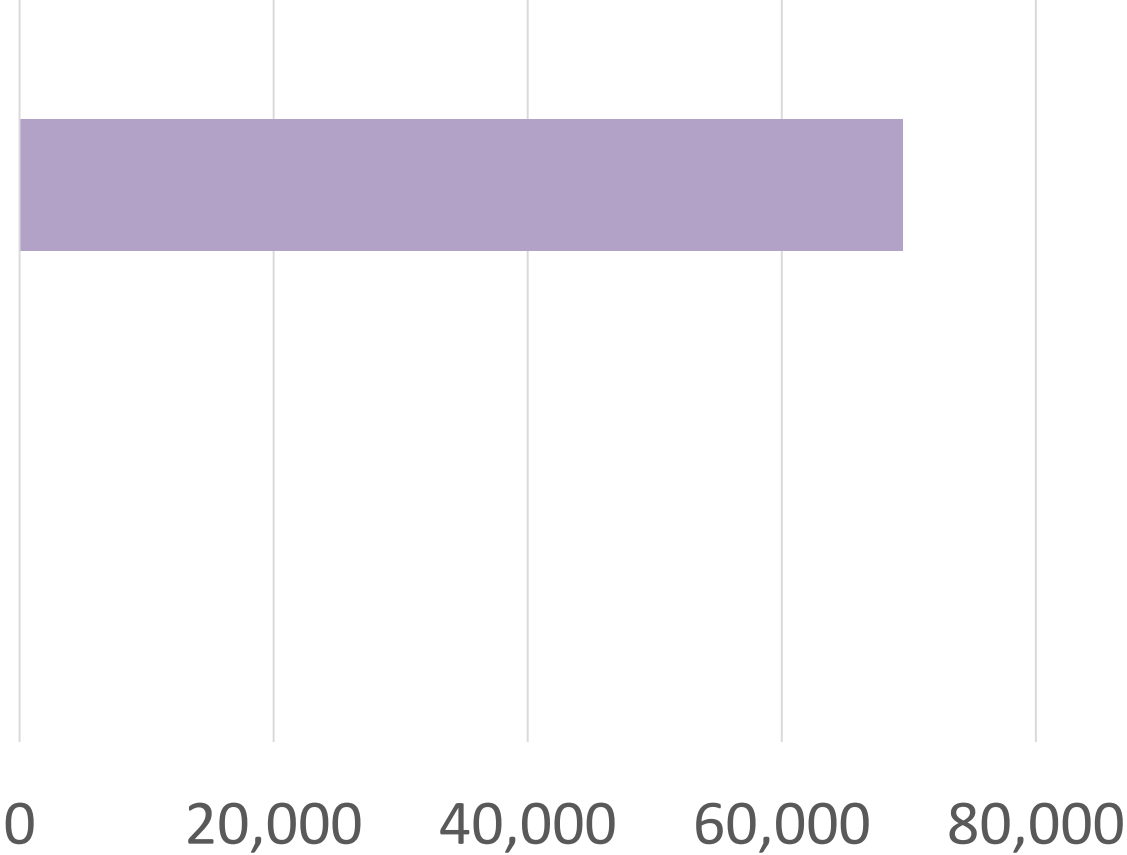


Membership per Conference

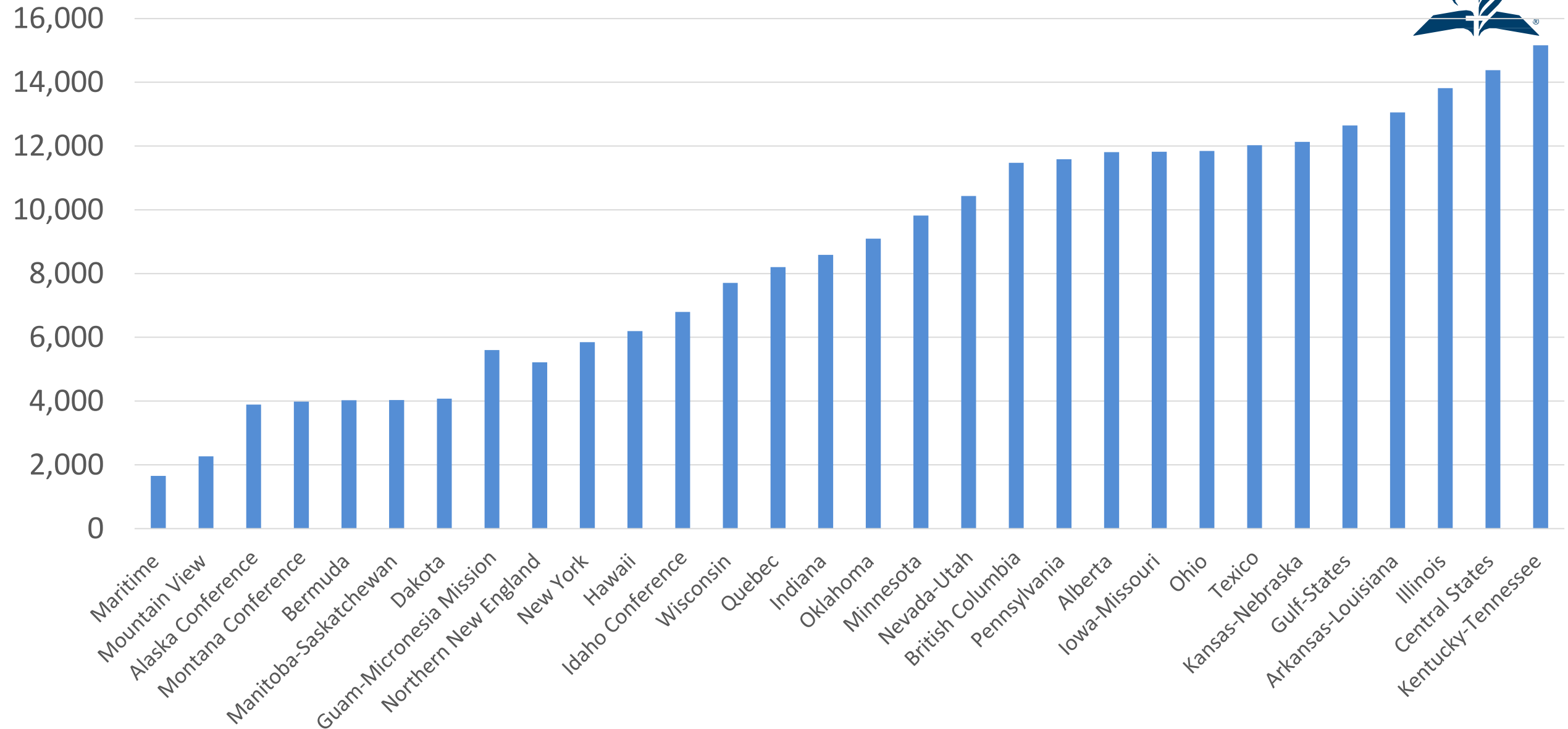
(65,000-70,000 Members as of 2nd Quarter 2017)



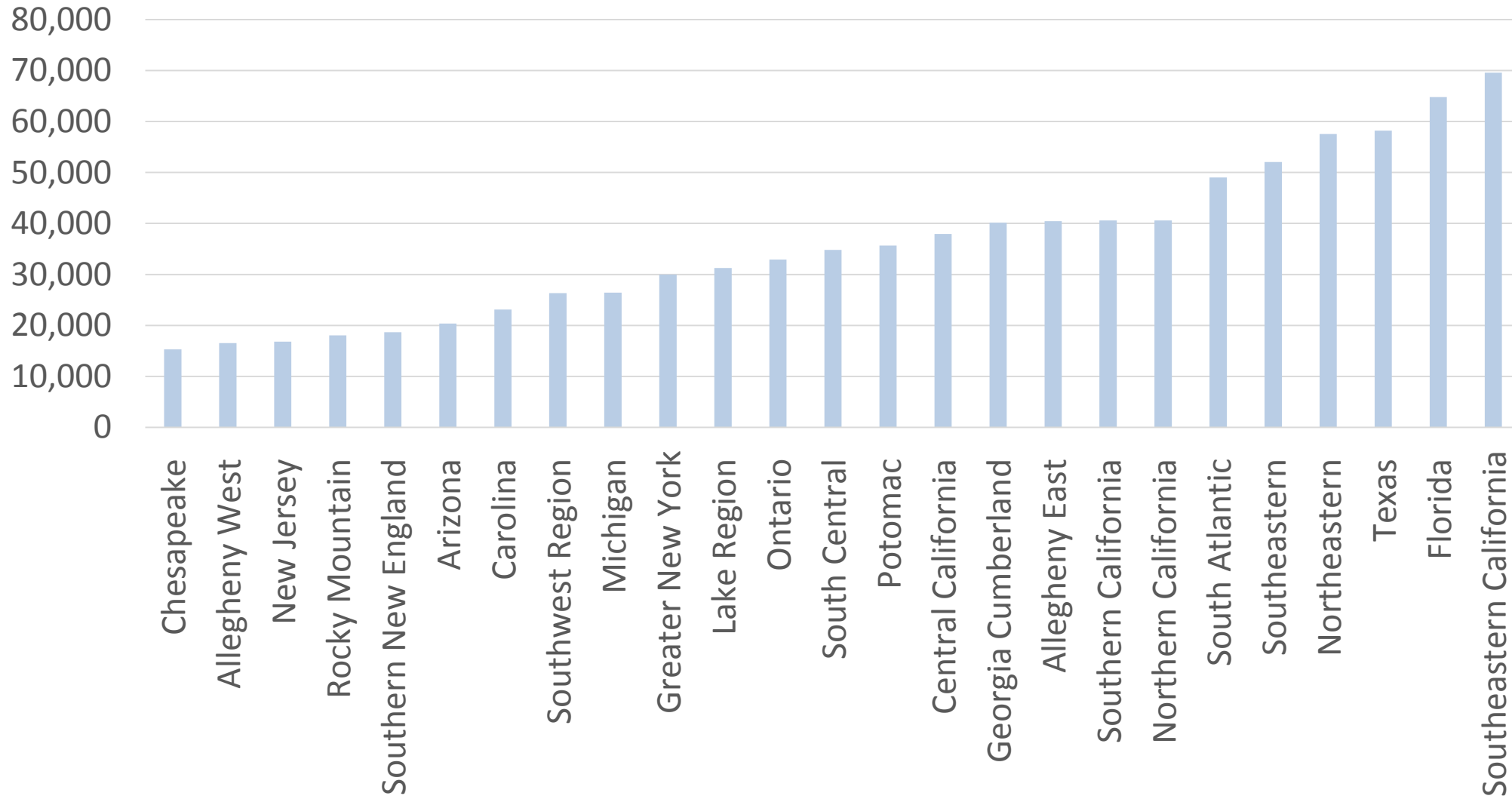
Southeastern California Conference



Conference Membership Comparisons (As of 2nd Quarter 2017)



Membership As of 2nd Quarter 2017



Education Statistics 2016



Schools

Teachers

Students

Early
Childhood
Education
Centers (ECEC) **153**

ECEC **615**

ECEC **13,001**

PK-8; Pk-10 **677**

Elementary
Teachers **2,634**

Elementary
Students **38,904**

Secondary
Schools (9-12;
PK-12) **122**

Secondary
Teachers **1,730**

Secondary
Students **13,001**

Colleges/Univ
ersities **13**

Colleges/Unive
rsities **4,826**

Colleges/Unive
rsities **27,835**

Total 812

Total 9,805

Total 92,741

NAD Media Ministries





There are approximately 579 Radio Stations being utilized by our Media Ministries across North American Division, South America, London, Guam-Micronesia, Puerto Rico, and other areas of the world in many different languages.





Television Stations





There are approximately 140 television stations being utilized by our media ministries across the North American Division

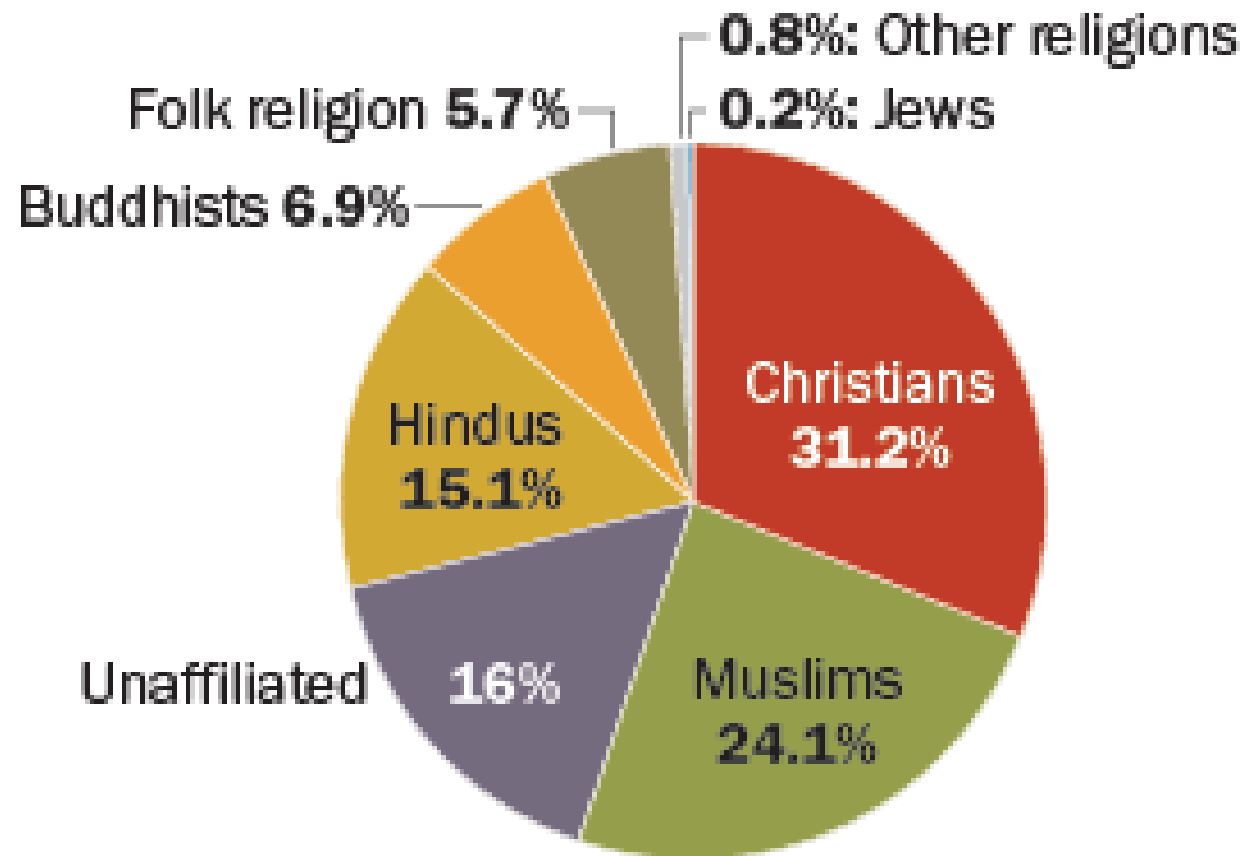
Broadcasting approximately 199,024 hours of Bible based messages in North America, Canada, South America, Guam-Micronesia and other areas around the world. Broadcast in English, Spanish and many other languages.





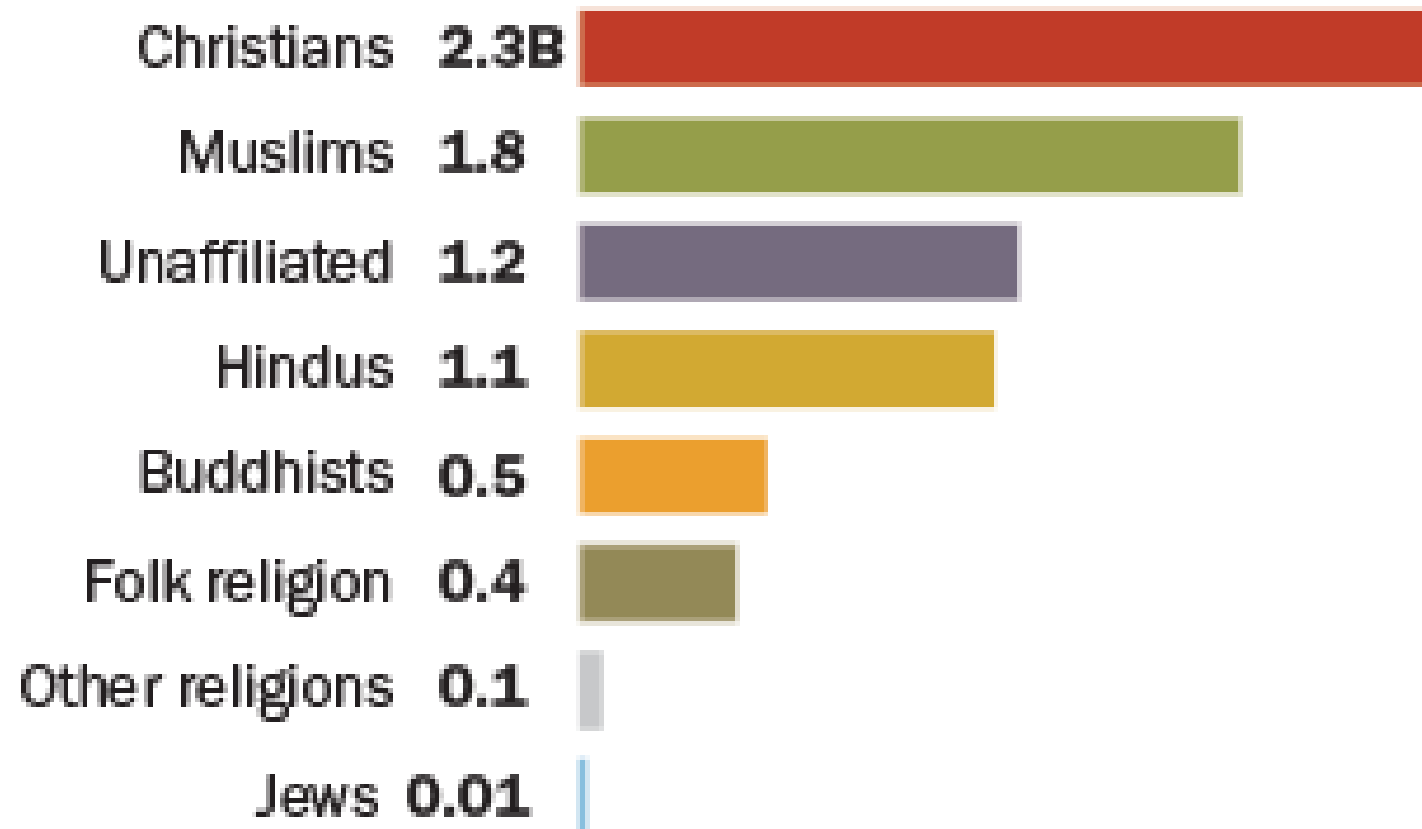
Christians are the largest religious group in 2015

% of world population





Number of people in 2015, in billions



Source: Pew Research Center demographic projections.

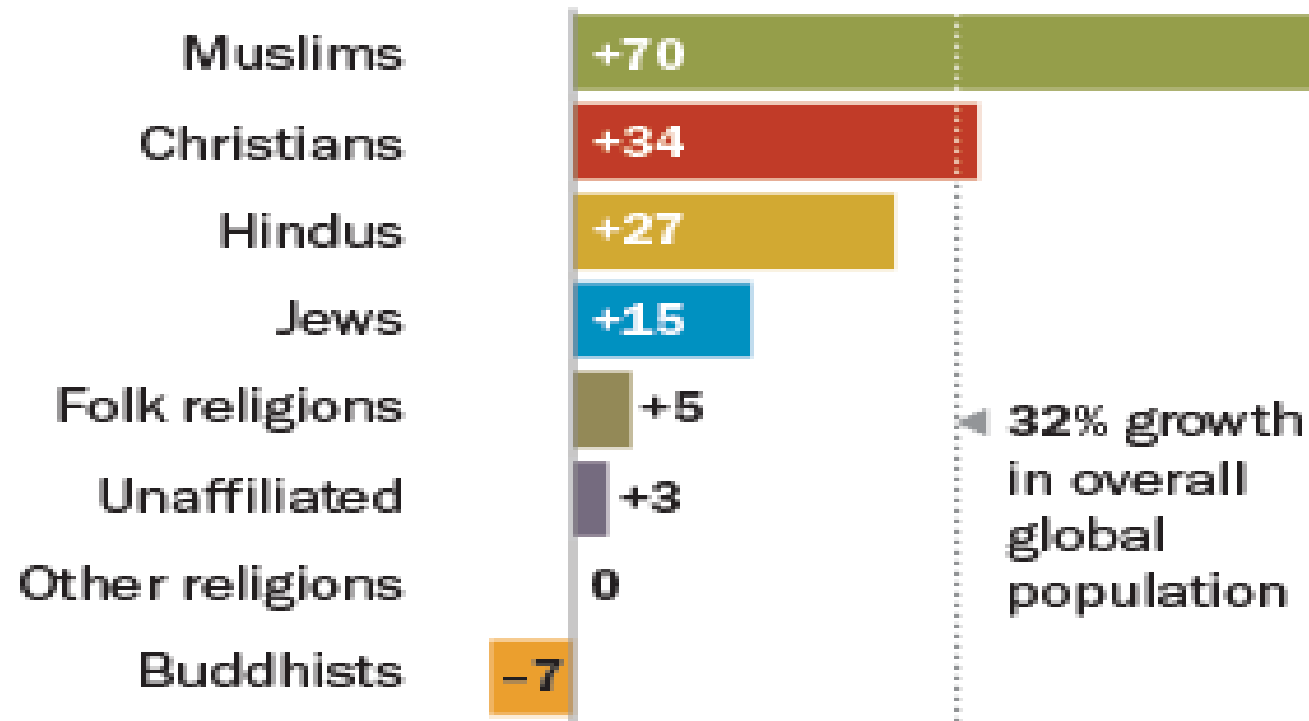
See Methodology for details.

"The Changing Global Religious Landscape"



Muslims projected to be fastest-growing major religious group

Estimated percent change in population size, 2015-2060



Source: Pew Research Center demographic projections. See Methodology for details.
"The Changing Global Religious Landscape"



	Births	Deaths	Natural Increase	
Muslims	213M	61M	+152M	
Christians	223	107	+116	
Hindus	109	42	+67	
Unaffiliated	68	42	+26	
Folk religions	29	15	+13	
Buddhists	32	20	+12	
Other religions	4	3	+1	
Jews	1	0.6	+0.5	

Source: Pew Research Center demographic projections.
See Methodology for details.
“The Changing Global Religious Landscape”

Ranks of unaffiliated are expected to grow due to religious switching

Religious switching, 2015-2020



	Switching in	Switching out	Net change
Unaffiliated	12,220,000	4,640,000	+7,570,000
Muslims	1,300,000	880,000	+420,000
Folk religions	760,000	410,000	+350,000
Other religions	370,000	130,000	+240,000
Hindus	30,000	30,000	<10,000
Jews	40,000	80,000	-40,000
Buddhists	470,000	830,000	-370,000
Christians	4,960,000	13,140,000	-8,180,000

Source: Pew Research Center demographic projections. See Methodology for details.

"The Changing Global Religious Landscape"

Size and projected growth of major religious groups, 2015-2060

	Projected 2015 population	% of world population in 2015	Projected 2060 population	% of world population in 2060	Population growth 2015-2060
Christians	2,276,250,000	31.2%	3,054,460,000	31.8	778,210,000
Muslims	1,752,620,000	24.1	2,987,390,000	31.1	1,234,770,000
Unaffiliated	1,165,020,000	16.0	1,202,300,000	12.5	37,280,000
Hindus	1,099,110,000	15.1	1,392,900,000	14.5	293,790,000
Buddhists	499,380,000	6.9	461,980,000	4.8	-37,400,000
Folk religions	418,280,000	5.7	440,950,000	4.6	22,670,000
Other religions	59,710,000	0.8	59,410,000	0.6	-290,000
Jews	14,270,000	0.2	16,370,000	0.2	2,100,000
World	7,284,640,000	100.0	9,615,760,000	100.0	2,331,120,000

Source: Pew Research Center demographic projections. See Methodology for details.

"The Changing Global Religious Landscape"



Christ's Method Alone



Christ's method alone will give true success in reaching the people.

The Savior mingled with men
As one who desired their good.
He showed His sympathy for them,
Ministered to their needs, and
Won their confidence.
Then He bade them, "Follow Me."

Ellen G. White, *Ministry of Healing*, 143:3

Christ's Method Alone



“There is need of **coming close** to the people by personal effort. If less time were given to sermonizing, and more time were spent in **personal ministry**, greater **results** would be seen. The poor are to be **relieved**, the sick **cared** for, the sorrowing and the bereaved **comforted**, the ignorant **instructed**, the inexperienced **counseled**. We are to **weep** with those that weep, and **rejoice** with those that rejoice. Accompanied by the **power** of **persuasion**, the power of **prayer**, the power of the **love** of God, **this work** will not, **cannot, be without fruit.**”

Ellen G. White, *Ministry of Healing*, 143:4

Secretary's Report

North American Division
2017 Year End Meetings

END PRESENTATION

New Perspectives

